

Oticon Opn S &
Oticon Xceed

Product Guide

2019

Call
Absolute Hearing Solutions
For Hearing Aid Deals
614-452-4280
www.absolutehearingolutions.com

oticon
PEOPLE FIRST

Introducing Oticon Opn S™ and Oticon Xceed

The revolutionary Oticon Opn™ broke with the conventional way of supporting people with hearing loss in noisy environments. Fast and precise enough to provide access to relevant sounds in a 360° soundscape, Oticon Opn supported what the brain needs to make sense of sound. Fuelled by an even better version of the groundbreaking OpenSound Navigator™ and the OpenSound Optimizer™, Oticon Opn S takes the open sound experience to the next level!

Oticon Opn S comes in four styles, all available at three price points, including the new miniRITE R, which offers a state-of-the-art rechargeable lithium-ion solution in an elegant and discreet design.

Introducing the open sound experience for power users

With Oticon Xceed, Oticon brings a radical new approach to hearing care for super and ultra power patients with severe-to-profound hearing loss. Thanks to OpenSound Navigator and OpenSound Optimizer, power users can now benefit from the open sound experience for the very first time. For power users, every speech cue counts. With Oticon Xceed, they can now get more access to speech throughout the day with a 360° soundscape as well as more consistent amplification through the reduced risk of feedback and gain reduction. All with less noise and less effort than before.

The Oticon Xceed BTE SP and BTE UP completes our comprehensive family of power hearing aids, all offering the open sound experience and wide range of connectivity accessories.

Oticon CROS

Give patients with single-sided deafness (SSD) a revolutionary sound experience in simple and complex environments. Introducing the world's first wireless CROS/BiCROS hearing solution with OpenSound Navigator and TwinLink™ dual-streaming technology.

Page 42



Bimodal fitting available in Oticon Genie 2

Oticon Genie 2 fitting software includes a bimodal fitting tool with an intuitive flowchart and an updated fitting panel with an overall gain trimmer, for quick, easy and accurate bimodal fittings.

Page 56



Oticon RemoteCare™

With Oticon RemoteCare, you can provide support for your patients remotely via an app at a mutually convenient time. Oticon RemoteCare is already integrated in Oticon Genie 2 and enables you to make adjustments to your patients' hearing aids in real time.

Page 47



Super powerful and modern

With an output of 143 dB SPL and 83 dB full-on gain. Push buttons let users easily control volume and programs and the optional LED indicates hearing aid status. The fully featured solution includes Speech Guard LX, Speech Rescue LX, DSE, telecoil, TwinLink for 2.4 GHz wireless technology and Made for iPhone® functionality.

Page 40

Ultra powerful and modern

With an industry leading output of 146 dB SPL and 87 dB full-on gain. Push buttons let users easily control volume and programs and the optional LED indicates hearing aid status.

The fully featured solution includes Speech Guard LX, Speech Rescue LX, DSE, telecoil, TwinLink for 2.4 GHz wireless technology and Made for iPhone® functionality.

Page 40



REM AutoFit updates


Speech mapping is now offered in REM AutoFit with IMC 2-compatible REM systems as an alternative to the existing gain-based verification.

REM AutoFit with Verifit® LINK now offers simultaneous binaural measurements with Verifit2, enabling you to automatically target-match even quicker than before.

Page 60

Contents

- INTRODUCTION 2
- TECHNOLOGY & FEATURES 4
- INSTRUMENTS 22
- CONNECTIVITY & ACCESSORIES 44
- FITTING 52



Technology & Features

- INTRODUCTION 2
- TECHNOLOGY & FEATURES 4
- INSTRUMENTS 22
- CONNECTIVITY & ACCESSORIES 44
- FITTING 52



Please note: The effect and availability of features varies with hearing aid style and prescription. See details in technical data sheets.

Ultra-fast processing
1,200 MOPS

High resolution
24 bit DSP

11 Cores
High processing power

64
Frequency channels

Analyzing sound environment more than
100 times/second

Acoustic measures
56,000 per second


113 dB SPL
Upper limit input range

Velox S™ platform

The best just got better

The Velox S platform, our fastest, most advanced platform ever, brings unprecedented computation capabilities to create a life-changing difference for users.

Velox S provides extremely fast processing capabilities, with an 11-core processor, 8 cores for sound processing and 3 cores to manage wireless communication. The high-speed Network on Chip (NoC) architecture features fine engraving (65 nm) in 9 layers to deliver impressive performance with the capacity to execute 500 million instructions per second (MIPS) and 1,200 million operations per second (MOPS). With the high-speed platform, a tiny hearing aid powered by either Zinc Air or lithium-ion batteries can deliver 50 times more processing power than the Inium Sense platform.



The digital signal processing uses 24-bit block-floating point representation across 64 frequency channels for higher signal and frequency resolution, fundamental to providing superior sound fidelity.

The Velox S platform offers extended linear processing of sound levels to an upper input limit of 113 dB SPL thanks to 24-bit A/D converters on each microphone and the auxiliary input. New detectors monitor changes in the acoustic environment with 56,000 measurements per second, enabling the OpenSound Optimizer.

Fully programmable with updatable firmware, the Velox S platform is ready for the future.

TwinLink™

Wireless connectivity and binaural processing in a small, energy-efficient solution

TwinLink technology uses two dedicated radio systems to meet distinct communication needs.

TwinLink technology supports seamless, energy-efficient communication between two hearing aids and streamer-free connectivity with external electronic and digital devices.

Near-Field Magnetic Induction (NFMI) enables a continuous exchange of data and audio between two hearing aids to provide advanced binaural processing. This communication is done at minimal power consumption.

With NFMI, data and audio information is exchanged 21 times per second between the two hearing aids, 4 times more compared to previous generations without TwinLink.


Oticon hearing aids with stereo Bluetooth® low energy 2.4 GHz connect to smartphones and other digital devices for easy, seamless wireless connectivity. This technology also allows for a true wireless fitting.



DID YOU KNOW?

NFMI travels easily around the human body and the head, while 2.4 GHz travels well through air and holds its strength over longer distances.

On Velox S, wireless connectivity is fully integrated into the chip for lower power consumption, smaller size and better performance.



“ TELL YOUR PATIENT

OpenSound Navigator gives you 360° access to relevant sounds around you, including many people speaking at the same time, even in noisy environments.



DID YOU KNOW?

Conventional technology switches slowly between a few fixed directionality modes. Whereas, OpenSound Navigator operates fluidly and extremely fast between an infinite number of states which makes it suitable for all acoustical environments.

Rapid, continuous updates ensure that noise is even reduced between words.

OpenSound Navigator™



Less effort. Remember more. Better hearing!

OpenSound Navigator is sound processing that reduces noise while preserving distinct speech from all directions. This is enabled by the revolutionary Multiple Speaker Access Technology (MSAT) that ensures access to multiple speakers in a dynamic environment.

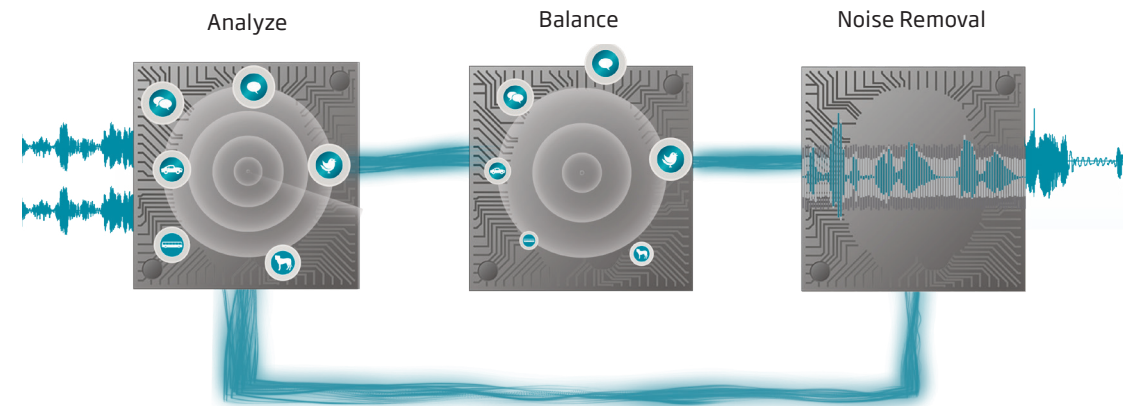
OpenSound Navigator employs an extremely fast three-step process:

- Scans the full 360° sound environment more than 100 times per second to identify noise and separate it from speech.
- Rapidly balances the levels of sound sources coming from specific directions, while preserving speech.
- Rapidly attenuates remaining diffuse noise, even between individual words.

OpenSound Navigator ensures a full, more balanced soundscape and is designed to improve speech understanding even in complex and dynamic environments, while at the same time reducing listening effort.

OpenSound Navigator is personalized in Genie 2 and can be further fine-tuned in YouMatic LX controls. The effect of OpenSound Navigator varies with hearing aid style and prescription.

The OpenSound Booster function in Oticon ON App allows users to override the personalized standard program. It can activate the full power of OpenSound Navigator in less complex environments for situations when the user needs more help.



Illustrates OpenSound Navigator in hearing aids with 2 microphones

OpenSound Optimizer™



Optimal gain and open fittings, without feedback risk*

The extremely fast OpenSound Optimizer breaks the feedback loop by detecting and preventing feedback proactively, even before it occurs. This enables you to give your patients up to 6 additional decibels of gain and more open fittings than in the past – all without the risk of feedback.**

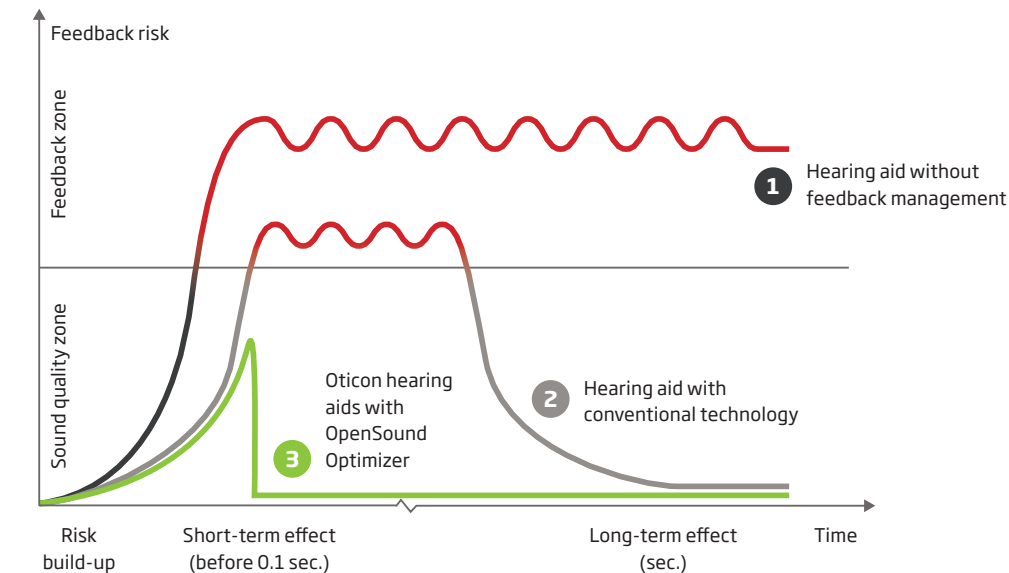
OpenSound Optimizer represents a breakthrough in accessing speech details with more natural sound, increased comfort and improved speech understanding – even in the most challenging listening environments.

OpenSound Optimizer protects the sound quality by using ultra-fast signal processing:

- Predicts acoustic response by performing an additional 56,000 measurements per second in 28 independent bands.
- Counters detected acoustic changes immediately using targeted breaker signals in one or more frequency bands.
- Stops breaker signal as soon as the acoustic response is stabilized.

OpenSound Optimizer works with Feedback shield LX to avoid false detections, see section on Feedback shield LX for details.

* The benefits may vary depending on hearing loss and hearing aid model. For benefits of OpenSound Optimizer for Oticon Opn S and Oticon Xceed, see pages 27 and 30, respectively.
** For prescribed fittings, according to best practice



“ TELL YOUR PATIENT

This new super-fast technology ensures you can enjoy clear, stable sound without worrying about howling and whistling.

DID YOU KNOW?

Traditional feedback management technology relies on feedback to build up to an audible level before it reacts to reduce the gain and stabilize the system.

OpenSound Optimizer applies preventive signal processing to eliminate the risk before it builds up to audible feedback.

“ TELL YOUR PATIENT

Provides a richer, more realistic sound picture so you perceive the location and direction of sounds with greater ease.

DID YOU KNOW?

Interaural level differences (ILD) are important factors to make speech and noise appear distinctly and separately (and not muddled together) and help improve speech understanding in noise.

Four estimators enable precise, frequency-specific ILDs which remain intact across the frequency spectrum. This is important because the head shadow effect is greater at high frequencies.

Spatial Sound™ LX



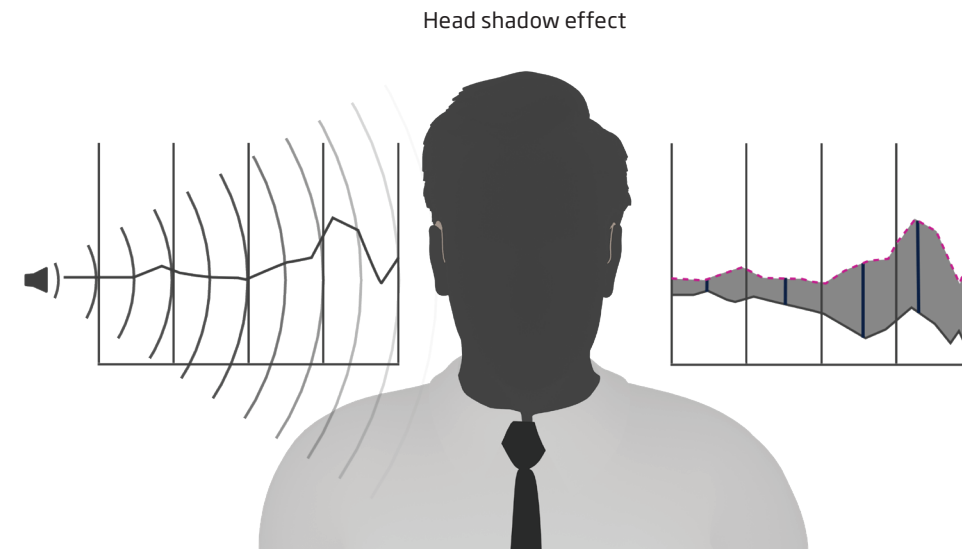
Locate, follow and shift focus to the speakers you want to hear

Spatial Sound LX combines a number of advanced technologies to provide a more precise spatial awareness to help users identify where sound is coming from.

Using the energy efficient and fast binaural communication offered by NFMI, Spatial Sound LX preserves interaural level differences in four frequency bands. This maintains the sense of location and direction naturally provided by the head shadow effect.

The multi-band analysis prevents low frequencies from masking higher frequencies. This ensures that interaural differences are preserved over the entire frequency spectrum.

As part of Spatial Sound LX, Spatial Noise Management emphasizes sounds on the better ear in asymmetrical noise situations.



Speech Guard™ LX



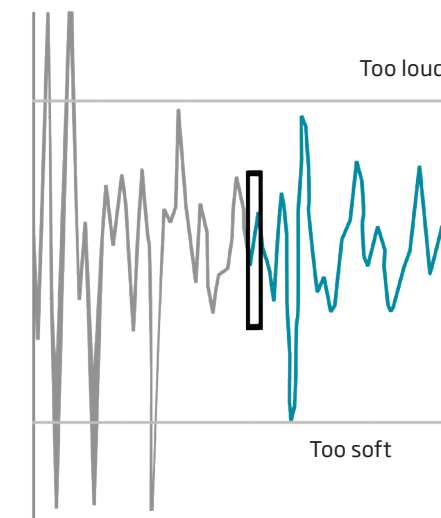
Improves speech understanding in noisy environments

Speech Guard LX preserves clear, transparent sound quality and speech details for better speech understanding with less effort even in complex environments.

Speech Guard LX uses adaptive compression and is the only amplification technology that combines the benefit of linear amplification and fast compression. Linear amplification is applied in a 12dB dynamic range window to preserve amplitude modulation cues in speech signals.

When large changes in level occur, Speech Guard LX quickly adapts gain to maintain audibility and fits sound in the reduced dynamic range of hearing-impaired listeners.

Speech Guard LX takes advantage of the extended dynamic input range provided by Clear Dynamics to preserve the clear, transparent quality of loud sounds.



“ TELL YOUR PATIENT

Improves speech understanding in noise and makes it easier for you to follow conversations in many situations – from soft to loud environments and even those with multiple speakers.

DID YOU KNOW?

The benefits of the adaptive compression in Speech Guard LX have been documented in a number of studies. Amongst those, a study by Pittman et al. (2014) where Speech Guard LX proved superior to fast and slow compression strategies.

TELL YOUR PATIENT

Increases speech understanding by letting you hear more speech sounds like /s/ and /sh/.

Speech Rescue™ LX


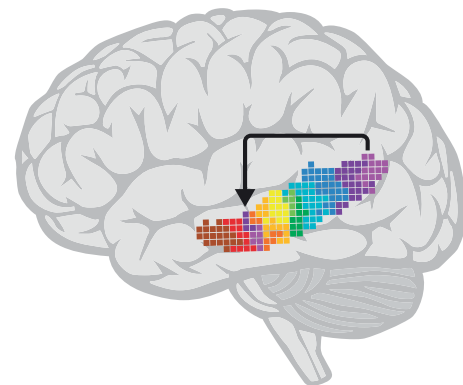


Making high frequency sounds more audible

Missing high frequency sounds such as /s/ or /sh/ can negatively impact the flow and understanding of conversation. Oticon's methodology of frequency lowering called frequency composition increases speech understanding by 'rescuing' speech cues that might otherwise be lost.

OpenSound Navigator's precise ability to improve SNR makes Speech Rescue LX more effective in two ways: High-frequency noise is reduced to clean the inaudible high-frequency speech, which is then copied into noise-cleaned medium frequencies.

Combined with Speech Guard LX, this gives users with moderate to severe-to-profound hearing loss (in the high frequencies) access to inaudible high frequency sounds. The three step 'copy and keep' methodology copies inaudible high frequency sounds, places them on the edge of the maximum audible output frequency (MAOF) and ensures that the low frequencies are preserved so that vowel information and sound quality are maintained.



DID YOU KNOW?

Speech Rescue LX uses a multilayered lowering technique. The inaudible HF source sounds are copied and placed on the border of the patient's usable hearing. The destination is never below 1600 Hz, as a primary aim of Speech Rescue is to protect the information carried by low frequencies as well as provide high frequency audibility.

Soft Speech Booster LX



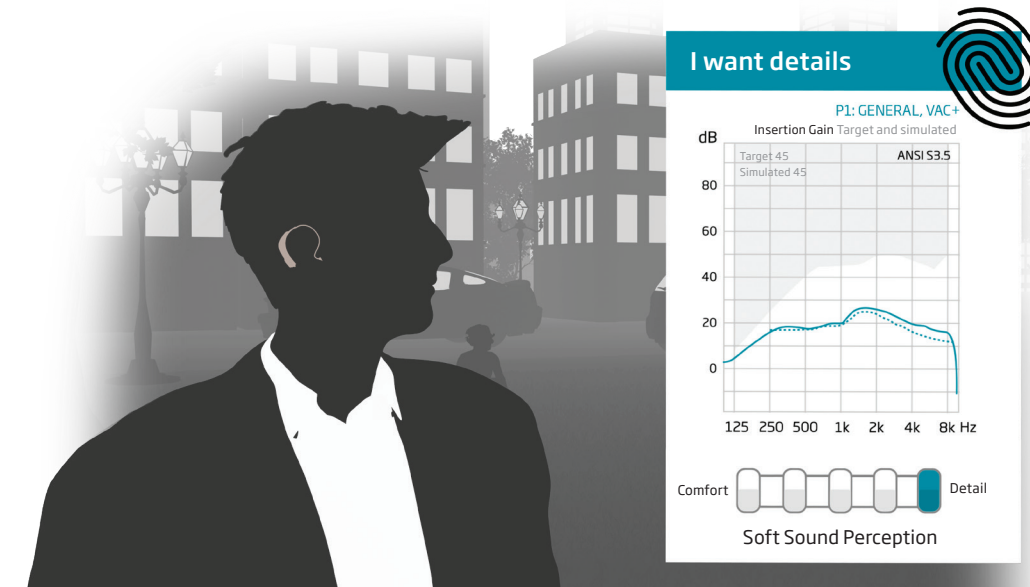
Improves soft speech understanding by up to 20%

Soft Speech Booster LX makes soft sounds audible to people with hearing loss. By increasing access to the soft sounds that occur in most situations and conversations, Soft Speech Booster LX improves soft speech understanding by up to 20%*.

Oticon's proprietary fitting rationales, VAC+ and DSE, use multiple knee points to provide a clear focus on soft-to-moderate speech information while preserving comfortable perception of louder sounds.

* Applies to VAC+ fittings for mild to moderate-severe hearing loss

Soft Speech Booster LX can be personalized using questions and sound files in Genie 2 to ensure a fitting matched to each user's unique perception of soft sound for the best possible balance between details and comfort.



TELL YOUR PATIENT

Increases access to soft sounds so that you can enjoy up to 20% improved soft speech understanding without turning up the volume*.

DID YOU KNOW?

More than 75% of normal speech has soft sounds.

Oticon has developed an app that shows just how much soft speech information is present in normal speech. Find the Soft Speech Booster App in the App Store.

“ TELL YOUR PATIENT

Experience superior sound quality especially when you are enjoying music or engaging in conversations in noisy environments.

Clear Dynamics

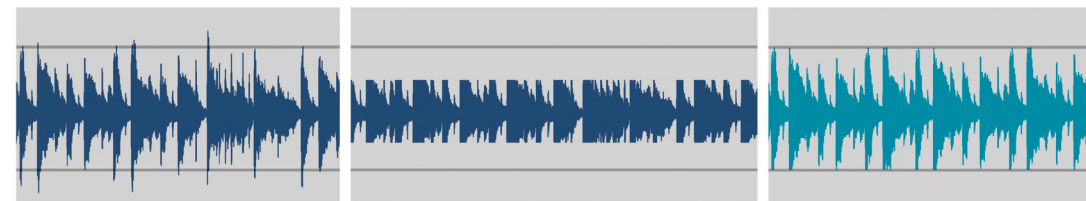


Better sound quality in the full dynamic range of life

Clear Dynamics expands the input dynamic range, processing input sounds up to 113 dB SPL, to provide better sound quality without distortion and artifacts at loud input levels, while still keeping the sound quality of soft input levels intact. Clear Dynamics has an operating range from 5 to 113 dB SPL.

With speech cues preserved at high input levels, users enjoy a better listening experience without distortion even in loud environments. Clear Dynamics is especially valuable for users when listening to music or in conversations in busy, dynamic environments, where peaks can often be louder than the available input dynamic range.

Loud input Without Clear Dynamics Clear Dynamics

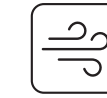


DID YOU KNOW?

Peaks of speech are usually around 12 dB above and 18 dB below the average speech level. In contrast, music is much more dynamic with peaks of up to 30 dB.

Total Harmonic Distortion (THD) is a measure of the distortion within the hearing aid. Clear Dynamics ensures less than 5% distortion up to 113 dB SPL.

Wind Noise Management



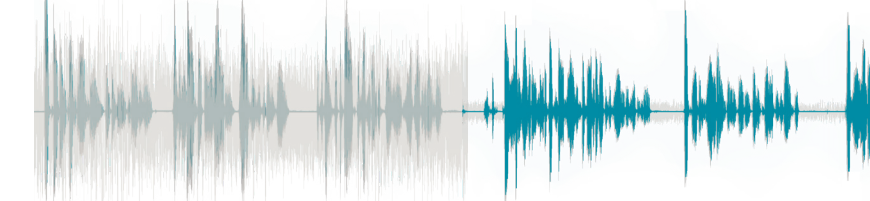
Better access to speech in situations with wind noise

With the powerful Velox S platform, Wind Noise Management offers innovative and highly efficient wind noise suppression. High speed estimators analyze the presence of wind noise 500 times per second in 16 frequency channels for fast and precise application of up to 30 dB wind noise reduction. Wind Noise Management attenuates wind bursts in less than 50ms, making it fast enough to precisely attenuate wind between words.

The purpose of Wind Noise Management is to attenuate the wind noise and quickly ensure a stable and comfortable loudness level for hearing aid users, so they can focus on the speech that's important to them.

When speech is present, the signal-to-noise ratio is preserved because wind noise is suppressed when it is louder than speech. When no speech is present, the system will aggressively suppress wind noise to ensure comfort in windy situations.

Wind Noise Management off Wind Noise Management on



“ TELL YOUR PATIENT

Effectively suppresses annoying wind noise, even between the words in a conversation.

DID YOU KNOW?

Wind fluctuates, is highly modulated, and may result in a very harsh and uncomfortable sound in hearing aids. As a result, many users reject using hearing aids even at moderate wind speed.

Wind Noise Management also suppresses the noise created when brushing against the hearing aid.

“ TELL YOUR PATIENT

Enjoy clearer sound without worrying about annoying whistling or squealing, even in feedback-prone everyday situations like greeting someone with a hug.*

* Benefits may vary depending on hearing loss and hearing aid model

Feedback shield LX



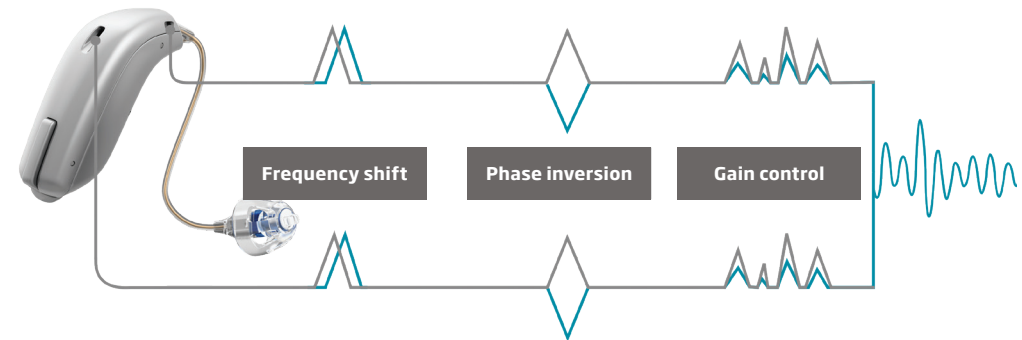
Dual-microphone feedback system for reducing and suppressing feedback

The Velox S platform enables Feedback shield LX to support OpenSound Optimizer’s ultra-fast reaction and preventive abilities to take feedback management to the next level. Working together, the two technologies combine the strengths of rapid, pro-active feedback elimination with a stable adaptive system to avoid false detections and activation of Feedback shield LX.

The well-known Feedback shield LX operates in two separate paths – one for each microphone. In each path, three distinct technologies work together to suppress feedback and ensure stable amplification. Frequency shift optimizes phase inversion, and gain control may be applied if needed. Thanks to the OpenSound Optimizer, the gain control is now used far less.

With the new system, OpenSound Optimizer’s new ultra-fast detection engages pro-active modulation to instantly stabilize the system when a feedback risk emerges. If the risk is only momentary, OpenSound Optimizer disengages the modulation when the risk has passed. If the feedback risk persists, the modulation ensures that the Feedback shield LX system can adapt and stabilize. As Feedback shield LX engages, OpenSound Optimizer’s modulation is tapered off gradually.

Combining Feedback shield LX and OpenSound Optimizer allows you to add more gain so as to reach the target. This gives you greater flexibility in the fitting process.




DID YOU KNOW?

Feedback management consists of two functions: to ensure a stable instrument at any given time and to handle dynamic changes.

Feedback shield LX and OpenSound Optimizer work together to cover both functions.

Tinnitus SoundSupport™



A variety of relief sounds to meet the unique needs of each person with tinnitus

You can enable Tinnitus SoundSupport in all performance levels. The integrated sound generator offers a wide range of sound options including broadband sounds (shaped to audiogram, white, pink & red) and three ocean-like sounds. These nature sounds are dynamic, yet soothing, and show great promise in decreasing the annoyance of tinnitus.*

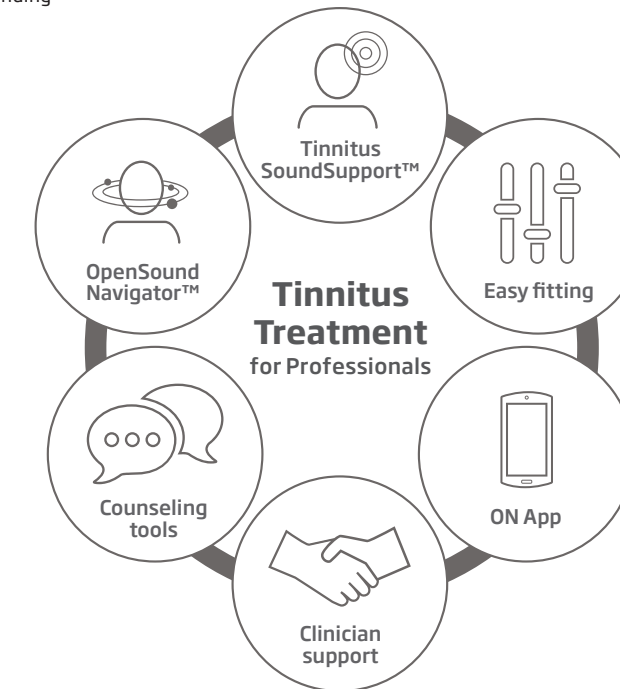
No brain works the same and some patients require sounds that are more dynamic or have a unique quality.

* Benefits may vary depending on the individual

Tinnitus SoundSupport aims to make fitting as simple and quick as possible while giving patients a fully personalized treatment.

You can apply four modulation options to any of the broadband sounds to create more possibilities for relief sounds that meet patients’ individual needs and preferences.

Patients can adjust the volume level of relief sounds directly on the hearing aid or via the Oticon ON App. For the patient, it means easy and discreet handling and adjustment of relief sounds whenever needed.



“ TELL YOUR PATIENT

Tinnitus SoundSupport and OpenSound Navigator give you the combined benefit of a balanced and rich sound experience that makes it easier for the brain to listen to and provides a powerful solution for tinnitus relief. The goal is to affect your perception of your tinnitus in a positive way.

DID YOU KNOW?

No tinnitus treatment package is complete without appropriate patient counseling and education. Oticon offers a comprehensive toolbox as part of our tinnitus treatment solution to help you guide your patients through their journey towards tinnitus relief.

Feature overview

Acoustic Notifications	Provides notifications and warnings to assist and support confidence in daily use, e.g., start-up jingle, low battery warnings, etc.	
Automatic Adaptation Manager	Adapts in 3 steps for gradual user acclimatization to a new hearing aid	
App & Remote Control	Discreetly adjusts volume, switches between programs or controls connectivity sources with Remote Control or the Oticon ON App	Page 46 Page 50
Bass Boost	Controls compensation for bass leakage in open fittings when streaming audio	
Binaural Coordination	Coordinates program and volume settings between the two hearing aids	
Binaural Processing	Continuous data exchange between two hearing aids about the sound level in each ear to maintain the difference in input between the ears	
Clear Dynamics	Expands the dynamic input range, processing sounds up to 113dB SPL, to preserve sound quality even at loud input levels	Page 14
Data Logging	Logs volume control usage, program usage and total use time	
Feedback Analyzer	Analyzes the risk of feedback with the prescribed gain and chosen acoustics in Genie 2	
Feedback shield LX	Employs a proven and effective feedback management system to reduce the risk of feedback and suppress feedback if it occurs	Page 16
Fitting Bands	16 fitting bands (14 fitting bands for Oticon Xceed) for a precise fit and more fine-tuning options for patient fittings	
Fitting Formulas	Include VAC+, DSE, DSE linear, NAL-NL1, NAL-NL2, and DSL v5.0	

Note: Availability of features depend on hearing aid model and price points

Phone & Listening Programs	Supports listening in difficult situations when the patient may want extra support e.g., in a phone conversation or when using a loop system	
Made for iPhone®	Indicates compatibility – ‘Made for iPhone’ means that the hearing aid and accessories have been designed to connect to iPhone, and have been certified by the developer to meet Apple™ performance standards	Page 46
Multiband Adaptive Directionality LX	Quickly adapts to changing soundscapes by fluently applying directionality	
Multiple Directionality Options	Enables conventional directionality settings in addition to OpenSound Navigator transition settings	
NFMI	Near-Field Magnetic Induction – improves speed of communication and bandwidth between two hearing aids with very low power consumption	Page 7
Noise Reduction LX	Attenuates disturbing noise extremely quickly, even in between words	
OpenSound Navigator	Provides listening support by continuously analyzing the environment, balancing sound sources so focus sound is clear and competing sounds are not too disturbing. Finally, it attenuates remaining noise to provide a more accessible sound environment	Page 8
OpenSound Optimizer	Improves listening performance and comfort with ultra-fast proactive feedback detection and prevention. Enables optimal gain all day	Page 9
Oticon Firmware Updater	Enables you to update Velox S-based hearing aids and connectivity solutions, adding new and improved features with just one click	Page 54
Processing Channels	Data is analyzed and processed in 64 channels (48 channels for Oticon Xceed), more than 100 times per second	
REM AutoFit	Enables you to personalize fittings to individual ear acoustics	
Single Compression LX	Compresses and amplifies sounds into the audible range	

Feature overview

Soft Speech Booster LX	Applies an individual amount of soft gain to increase soft speech understanding	Page 13
Spatial Noise Management	Optimizes listening in asymmetrical, noisy situations	Page 10
SoundStudio	Offers a large selection of soundscapes to simulate different listening environments in the process of providing a better first fit	Page 56
Spatial Sound LX	Uses binaural compression to provide precise spatial awareness that helps users identify where sounds are coming from	Page 10
Speech Guard LX	Preserves the dynamics of speech by combining the benefits of linear and non-linear compression	Page 11
Speech Rescue LX	Makes high frequency speech sounds like /s/ and /sh/ more audible using frequency composition	Page 12
Stereo Streaming	Streams audio input in stereo	
Tinnitus SoundSupport	Provides a variety of relief sounds, including soothing ocean sounds, to meet the individual needs of people with tinnitus	Page 17
Transient Noise Management	Protects against sudden loud sounds with fast recovery to preserve audibility. Offers four different levels for fine tuning, including 'off'	
TwinLink	Combines two distinct radio technologies in an innovative wireless communication system. Features one technology to support seamless, energy-efficient binaural communication between two hearing aids (NFMI) and one to support communication with external electronic and digital devices (2.4 GHz)	Page 7
Wind Noise Management	Protects against the discomfort of wind noise	Page 15
YouMatic LX	Accommodates personal listening preferences and sound perceptions in the prescription of gain and automatics	

Note: Availability of features depend on hearing aid model and price points



Instruments

- INTRODUCTION 2
- TECHNOLOGY & FEATURES 4
- INSTRUMENTS 22**
- CONNECTIVITY & ACCESSORIES 44
- FITTING 52




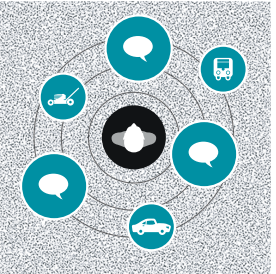
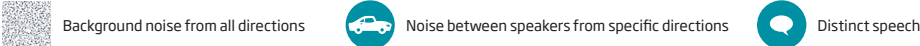
The audiological difference between Oticon Opn S 1, Opn S 2 and Opn S 3

Hearing loss limits the amount of acoustic detail the brain receives. The fewer details, the harder the brain has to work to decode sound. Oticon Opn S 1, Opn S 2 and Opn S 3 all provide access to a 360° listening environment, but they differ in the way they support and help the brain to make sense of sound.

OpenSound Navigator opens up the sound by preserving distinct speech and removing the noise that makes speech unclear. The amount of noise that can be removed in different listening environments ranges from 9 dB to 3 dB resulting in different levels of BrainHearing™ support.

In addition, Oticon Opn S contains a number of other features that will influence the support the brain receives in different listening situations, e.g. Spatial Sound LX, Speech Guard LX, Clear Dynamics, Spatial Noise Management, bandwidth, and number of processing channels.

Oticon Opn S 1 provides the maximum support across different listening environments, patient age and lifestyle.

<p>Traditional technology</p>  <p>Traditional directionality: focusing on one speaker, while suppressing all other sounds.</p>	<p>OpenSound Navigator: Oticon Opn S 1</p>  <p>The easiest listening experience with maximum reduction of background noise and rapid reduction of loud noise coming from specific directions while preserving speech.</p>	<p>Oticon Opn S 2</p>  <p>An easier listening experience with moderate reduction of background noise, and reduction of loud noise coming from specific directions while preserving speech.</p>	<p>Oticon Opn S 3</p>  <p>An improved listening experience with basic reduction of background noise, and reduction of loud noise coming from specific directions while preserving speech.</p>
			

Oticon Opn S price point comparison

	Oticon Opn S 1	Oticon Opn S 2	Oticon Opn S 3
Speech Understanding			
OpenSound Navigator™	Level 1	Level 2	Level 3
- Balancing power effect	100%	50%	50%
- Max. noise removal	9 dB	5 dB	3 dB
OpenSound Optimizer™	•	•	•
Speech Guard™ LX	Level 1	Level 2	Level 3
Spatial Sound™ LX	4 estimators	2 estimators	2 estimators
Soft Speech Booster LX	•	•	•
Speech Rescue™ LX	•	•	•
Sound Quality			
Clear Dynamics	•	•	-
Spatial Noise Management	•	•	-
Fitting Bandwidth	10 kHz	8 kHz	8 kHz
Processing Channels	64	48	48
Bass Boost (streaming)	•	•	•
Listening Comfort			
Transient Noise Management	4 configurations	3 configurations	3 configurations
Feedback shield LX	•	•	•
Wind Noise Management	•	•	•
Personalization & Optimizing Fitting			
YouMatic™ LX	3 configurations	2 configurations	1 configuration
Fitting Bands	16	14	12
Listening Programs	•	•	•
Multiple Directionality Options	•	•	•
Adaptation Management	•	•	•
Fitting Formulas	VAC+, NAL-NL1+2, DSL v5.0	VAC+, NAL-NL1+2, DSL v5.0	VAC+, NAL-NL1+2, DSL v5.0
Connecting to the World			
Stereo streaming (2.4 GHz)	•	•	•
Made for iPhone®	•	•	•
Oticon ON App	•	•	•
ConnectClip	•	•	•
Remote Control 3.0	•	•	•
TV Adapter 3.0	•	•	•
Phone Adapter 2.0	•	•	•
Special Requirements			
Tinnitus SoundSupport™	•	•	•

TELL YOUR PATIENT
Oticon Opn S opens up the soundscape to embrace multiple speakers in difficult listening environments. It's just a matter of choosing the right version.

DID YOU KNOW?
Regardless of patient age or lifestyle, Oticon always recommends Opn S 1 for maximum support across different listening environments, simple as well as complex.

Oticon Opn S takes BrainHearing benefits to new heights

With Oticon Opn, Oticon set a new industry standard and proved that BrainHearing technology outperformed traditional hearing aid technology when it came to understanding multiple speakers in noisy environments and at the same time, significantly reduced listening effort.

Oticon Opn made listening easier on the brain, delivering BrainHearing benefits of: 30% better speech understanding, 20% less listening effort, and 20% more capacity to remember.

Powered by the Velox S platform, Oticon Opn S takes the BrainHearing benefits to new heights by delivering an additional 15% better speech understanding, 10% less listening effort, and 10% greater ability to remember.*

In fact, with Oticon Opn S, Oticon closes another gap to normal hearing by delivering speech understanding on par with normal hearing in noisy environments.**



OpenSound Optimizer delivers optimal gain throughout the day

Because of the limitations of current technology, the management of feedback has been a long-term challenge for the hearing aid industry. Too slow to react when feedback builds, these traditional and reactive technologies manipulate the sound signal and reduce gain in order to manage the feedback loop and return to stable gain. The innovative and multi-patented OpenSound Optimizer significantly changes all of this by proactively preventing feedback from happening.

Traditional hearing aids reduce gain up to 50% of the day

A dynamic environment is when there is activity in the environment around the patient's head or changes in the ear canal shape due to jaw or neck movement (chewing, talking, hugging, using the phone, wearing a hat, resting against a couch, or sitting close to a wall or window). Activity

around the hearing aids alters the feedback path and forces the hearing aid to take precautions to prevent audible feedback.

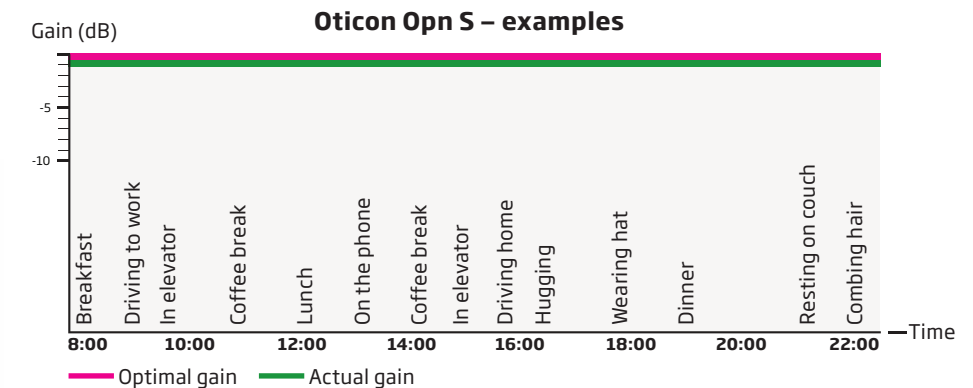
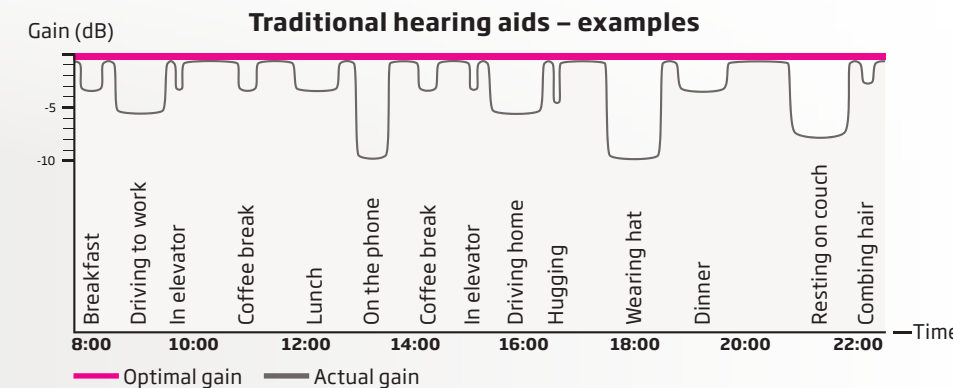
A traditional feedback management system is challenged as much as 20-50% of the time over the course of a day, causing it to constantly be in a state of reducing gain by 3-10 dB.*

OpenSound Optimizer delivers optimal and consistent gain, with no risk of feedback

By analyzing the amplified sound at an astonishing 56,000 times/sec, OpenSound Optimizer proactively identifies feedback risk and engages a patented breaker signal in risk areas before feedback builds. This enables OpenSound Optimizer to provide a 6 dB higher feedback limit with the option to manually trim above the measured feedback limit, thus providing 4 dB of

additional gain. This additional gain can be used to fit to target and/or provide more headroom, eliminating the many daily gain reductions and providing the user with prescribed amplification.

OpenSound Optimizer also provides a more stable system at higher gain levels, leading to fewer incidences of sound quality degradation caused by the hearing aids operating at levels close to audible feedback*. Hearing aid behaviors in dynamic situations (gain reduction, large frequency shifts) and when getting close to instability (sound quality degradation) are problematic because they are heard as poor sound quality to the hearing aid wearer, but are not easily discovered by the hearing care professional. OpenSound Optimizer minimizes these "invisible" behaviors, resulting in better sound quality and a better listening experience for the patient.**



*Juil Jensen 2019, Oticon Whitepaper
**Juil Jensen 2018, Oticon Whitepaper

*Oticon Opn S promotional sheet, 2019
**Callaway 2019, Oticon Whitepaper

The audiological difference between Oticon Xceed 1, Xceed 2 and Xceed 3

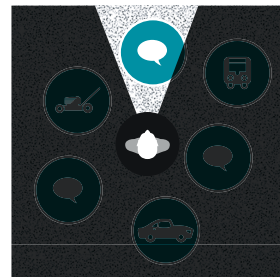
For your super and ultra power patients, every speech cue counts. The more access to clear speech, the easier it is for the brain to make sense of sound. Oticon Xceed 1, Xceed 2 and Xceed 3 all feature OpenSound Optimizer and Speech Rescue LX, but they differ in the way they give access to speech and environmental sounds.

Three key features differentiate how power users get clear access to speech:

- **OpenSound Navigator** is available in Oticon Xceed 1 and Xceed 2. It provides 360° access to speech by preserving speech from all directions and removing disturbing noise that makes speech unclear. The amount of noise that can be removed in different listening environments ranges from 9 dB to 5 dB resulting in different levels of BrainHearing support.
- **Multiband Adaptive Directionality LX** is available in Oticon Xceed 3. It applies directionality separately in 15 independent frequency bands and rapidly avoids intrusive noise sources in a very flexible way. This allows Oticon Xceed 3 to respond progressively to noise sources in each frequency band until it turns into full directionality when needed.
- **Speech Guard LX** amplifies and preserves clean speech information and improves the ability of the brain to separate speech from noise. It is available in Oticon Xceed 1 and Oticon Xceed 2. The difference lies in the input range combined with the linear window which ranges from 12 to 9 dB, resulting in different levels of speech cue preservation.

Oticon Xceed also contains a number of other features that will influence the support the brain receives in different listening situations, e.g. YouMatic LX, Clear Dynamics and Spatial Noise Management.

Traditional technology



Traditional directionality: focusing on one speaker, while suppressing all other sounds.

OpenSound Navigator: Oticon Xceed 1



The easiest listening experience with maximum reduction of background noise and rapid reduction of loud noise coming from specific directions while preserving speech.

Oticon Xceed 1 provides the maximum support and best access to clear speech across different listening environments, patient age and lifestyle.

- Distinct speech
- Noise between speakers from specific directions
- Background noise from all directions

Oticon Xceed price point comparison

	Oticon Xceed 1	Oticon Xceed 2	Oticon Xceed 3
Speech Understanding			
OpenSound Navigator™	Level 1	Level 2	-
- Balancing power effect	100%	50%	-
- Max. noise removal	9 dB	5 dB	-
OpenSound Optimizer™	•	•	•
Noise Reduction LX	-	-	•
Multiband Adaptive Directionality LX	-	-	•
Speech Guard™ LX	Level 1	Level 3	-
Single Compression LX	-	-	•
Speech Rescue™ LX	•	•	•
Sound Quality			
Clear Dynamics	•	-	-
Spatial Noise Management	•	-	-
Processing Channels	48	48	48
Bass Boost (streaming)	•	•	•
Listening Comfort			
Transient Noise Management	4 configurations	3 configurations	-
Feedback shield LX	•	•	•
Wind Noise Management	•	•	•
Personalization & Optimizing Fitting			
YouMatic™ LX	3 configurations	2 configurations	-
Fitting Bands	14	12	8
Listening Programs	•	•	•
Multiple Directionality Options	•	•	•
Adaptation Management	•	•	•
Oticon Firmware Updater	•	•	•
VC step size	•	•	•
Fitting Formulas	DSE/DSE linear, VAC+, DSL v5.0, NAL-NL 1+2	DSE/DSE linear, VAC+, DSL v5.0, NAL-NL 1+2	DSE/DSE linear, DSL v5.0, NAL-NL 1+2
Connecting to the World			
Stereo streaming (2.4 GHz)	•	•	•
Oticon ON App	•	•	•
ConnectClip	•	•	•
Remote Control 3.0	•	•	•
TV Adapter 3.0	•	•	•
Phone Adapter 2.0	•	•	•
Amigo FM	•	•	•
Special Requirements			
Bimodal fitting panel	•	•	•
CROS/BICROS	•	•	•
Tinnitus SoundSupport™	•	•	•

OpenSound Optimizer delivers optimal gain throughout the day – even for power users

Because of the limitations of current technology, the management of feedback in hearing aids has been a long-term challenge for the hearing aid industry. This is especially evident in power hearing aids. High amplification in a power hearing aid causes a very high risk of feedback.* In order to compensate for the slow traditional feedback systems and manage feedback risks, hearing care professionals have been forced to make compromises.** The innovative and multi-patented OpenSound Optimizer significantly changes all of this by proactively preventing feedback from happening.

Traditional hearing aids reduce gain up to 50% of the day

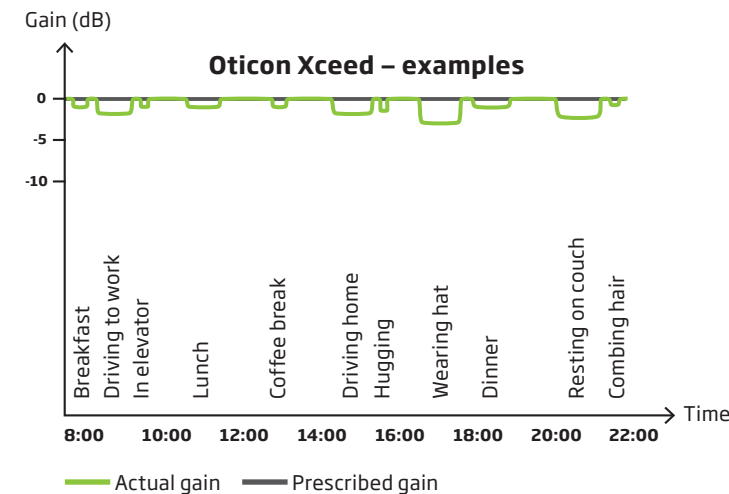
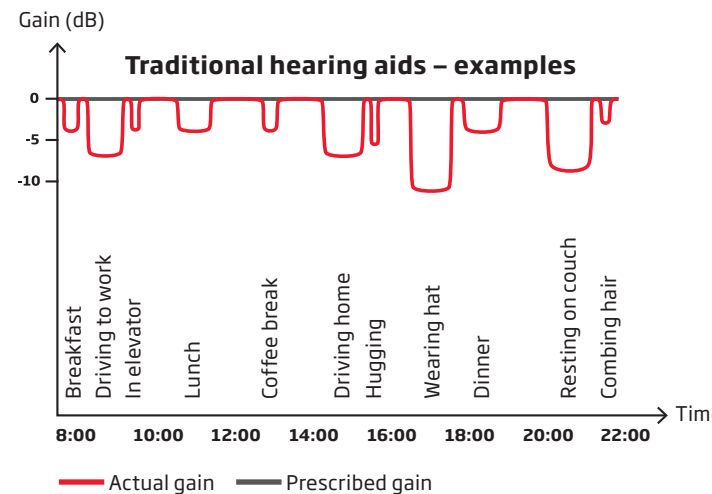
Traditional anti-feedback systems can leave power users under fit and can manipulate the speech signal due to unstable amplification caused by feedback risks.

Because these systems are too slow to react, they utilize gain reduction and other measures to keep the hearing aid stable. The result is compromised audibility, sound quality and speech intelligibility. In fact, traditional anti-feedback technology reduces gain by up to 10 dB for as much as 50% of the day.** This causes discomfort when feedback arises and compromises your patient's ability to naturally focus on surrounding sounds.

OpenSound Optimizer delivers optimal and consistent gain, with greatly reduced risk of feedback

OpenSound Optimizer analyzes the acoustic environment at an astonishing 56,000 times/second and significantly reduces feedback before it even happens. The result is more consistent access to speech throughout the day, minimizing the many daily gain reductions.

Without the high risk of feedback, Oticon Xceed empowers you to deliver optimal gain*** to power users. In fact, you can fit patients with a 6 dB more stable gain.** This additional gain provides more headroom for fitting, providing the brain with up to 20% more speech cues.*



* Ng & Rumley 2019, Oticon Whitepaper
 ** Callaway 2019, Oticon Whitepaper
 *** For best practice fittings with prescribed amplification

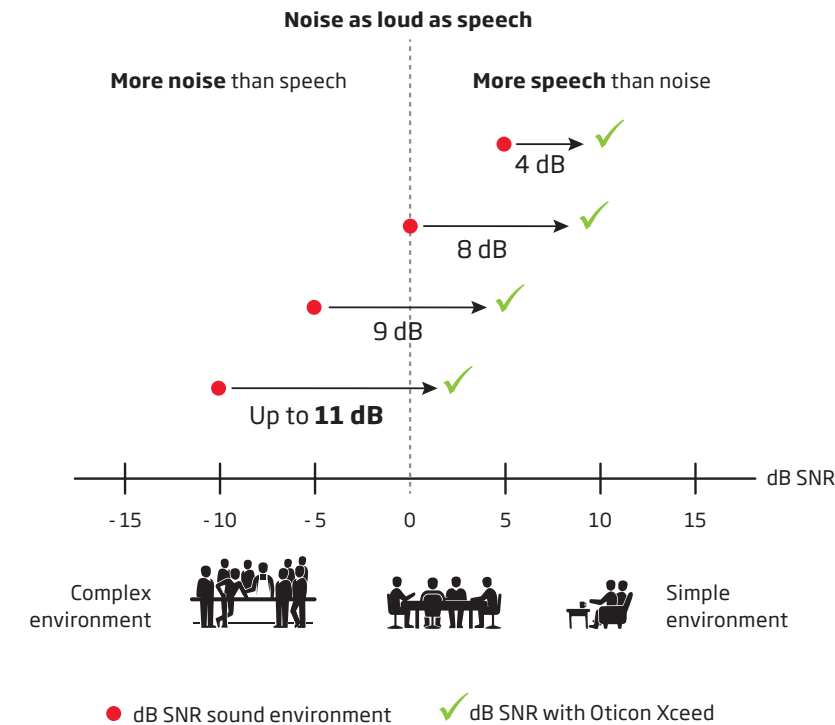
Oticon Xceed provides higher speech clarity with less effort

For the first time ever in the hearing aid industry, a power hearing aid is proven to open up and give access to more speech, while reducing the listening effort that power users struggle with in most situations every day.*

Better access to speech with up to 11 dB improvement in signal-to-noise ratio
 Oticon Xceed gives more access to clearer

speech in all listening situations. In complex listening environments, where power users are challenged the most, Oticon Xceed delivers the maximum effect and provides up to 11 dB improvement in signal-to-noise ratio.**

With OpenSound Optimizer and OpenSound Navigator, Oticon Xceed takes BrainHearing benefits for power users to new heights.



* Ng 2019, Oticon Whitepaper
 ** Ng & Rumley 2019, Oticon Whitepaper

Oticon Xceed provides proven BrainHearing benefits* with up to:

10%

improvement in speech clarity
 - allowing users to handle more noisy environments without compromising speech understanding**

10%

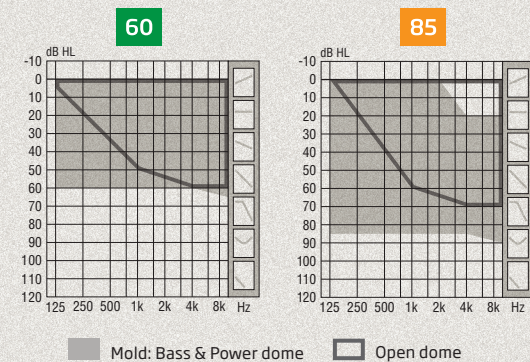
less listening effort
 - reducing the perceived burden of listening in noisy environments without closing down sounds

15%

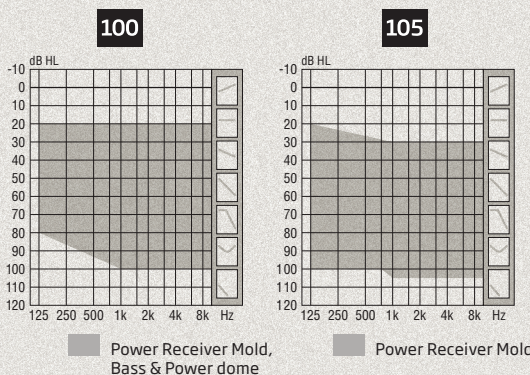
better short term recall
 - enabling users to recognize words easier and make sense of the conversation in noisy environments

* Ng 2019, Oticon Whitepaper
 ** Ability to handle 2 dB more noise translated into 10% improvement using SII. Ng 2019, Oticon Whitepaper

Oticon Opn S fitting range*



OSPL90 (peak)		OSPL90 (peak)	
Ear simulator	116 dB SPL	Ear simulator	127 dB SPL
2cc coupler	105 dB SPL	2cc coupler	116 dB SPL
Full-on gain (peak)		Full-on gain (peak)	
Ear simulator	46 dB	Ear simulator	66 dB
2cc coupler	35 dB	2cc coupler	54 dB



OSPL90 (peak)		OSPL90 (peak)	
Ear simulator	132 dB SPL	Ear simulator	135 dB SPL
2cc coupler	122 dB SPL	2cc coupler	127 dB SPL
Full-on gain (peak)		Full-on gain (peak)	
Ear simulator	66 dB	Ear simulator	72 dB
2cc coupler	57 dB	2cc coupler	64 dB

* Fitting range is based on Oticon Opn S 1. Details for Oticon Opn S 2 & Oticon Opn S 3 are available in Technical Data Sheets.

Small, discreet miniRITE

Oticon Opn S miniRITE has a discreet design with a smart single push button for easy operation of volume and programs.

Oticon Opn S miniRITE offers patients a discreet hearing aid with a wealth of features and functionalities including 2.4 GHz wireless technology, Made for iPhone functionality, and Tinnitus SoundSupport.

miniFit receivers

Select between three different receivers. The miniFit receivers are available with length 0-5.



Accessories for miniFit receivers:

- Different ear grips for receiver 60 and 85
- Use ProWax miniFit filter
- Measuring tool

Power Receiver Molds

Select between two Power Receiver Molds. Power Receiver Molds have separate wires, available in length 1-5.



Accessories for Power Receiver Mold:

- Use ProWax filter
- Measuring tool
- Power Receiver Mold required for 105 receiver



Oticon Opn S miniRITE uses the proven miniFit receivers and earpieces, fits up to 105 dB HL and is powered by a 312-battery.

Standard earpieces

miniFit domes 5 mm 6 mm 8 mm 10 mm 12 mm

		5 mm	6 mm	8 mm	10 mm	12 mm
Open dome		60	60 85	60 85	60 85	
Bass dome, single vent (0.8 mm)			60 85 100	60 85 100	60 85 100	60 85 100
Bass dome, double vent (1.4 mm)			60 85 100	60 85 100	60 85 100	60 85 100
Power dome			60 85 100	60 85 100	60 85 100	60 85 100

All domes:

- Are made of silicone
- Are only compatible with miniFit receivers
- Have built-in wax protection

Grip Tip

Select between two different Grip Tip types, in two different sizes (small & large) for both left and right ear.



Grip Tip:

- Color: Clear
- Is more durable than domes
- Has a tacky texture to help prevent slippage

Customized earpieces¹

MicroMold ²		60 85
LiteTip		60 85
Power Receiver Mold		100 105
MicroMold, VarioTherm®		60 85
LiteTip, VarioTherm®		60 85

MicroMold and LiteTip:

- Are made of acrylic
- Use ProWax filter

VarioTherm®:

- Is thermoplastic
- Remains hard at room temperature for easy insertion
- Softens at body temperature for increased comfort and optimum sealing
- Available in two hardnesses - 50 and 70. 70 is standard.

Please note:

VarioTherm® requires gentle warming of the mold with a hair dryer before insertion or removal of the receiver.

¹ Requires taking an ear impression. ² Uses ProWax filter.

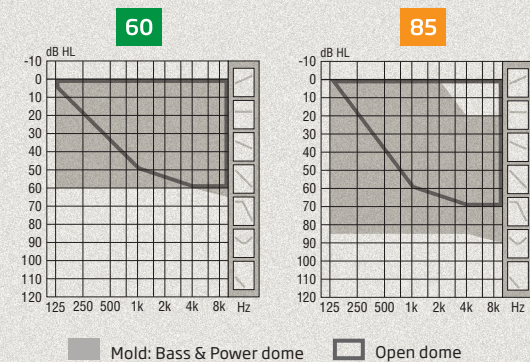
® VarioTherm is a registered trademark of Dreve



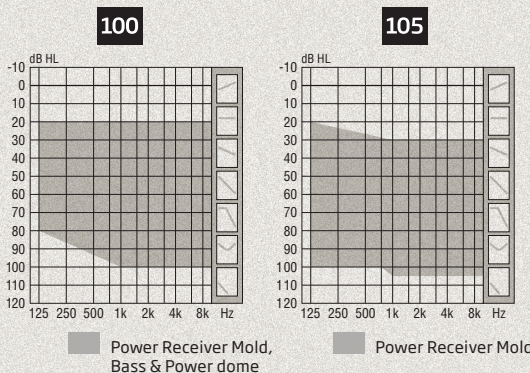
Battery size	312
Battery life (h)*	60-65
Wireless	•
Directional	•
Program control	•
Volume control	•
Made for iPhone®	•
TV Adapter 3.0	•
Remote Control 3.0	•
Wireless fitting	Noahlink Wireless/ FittingLINK 3.0
Cable fitting	FlexConnect and Cable #3
Hardware certification	IP68

* Real usage battery life is shown as an estimated interval based on mixed use cases with variable amplification settings and variable input levels, incl. direct stereo streaming from a TV (25% of the time) and streaming from a mobile phone (6% of the time). Interval is shown for miniFit 60. Details for other speakers can be found in Technical Data Sheets.

Oticon Opn S fitting range*



OSPL90 (peak)		OSPL90 (peak)	
Ear simulator	116 dB SPL	Ear simulator	127 dB SPL
2cc coupler	105 dB SPL	2cc coupler	116 dB SPL
Full-on gain (peak)		Full-on gain (peak)	
Ear simulator	46 dB	Ear simulator	66 dB
2cc coupler	35 dB	2cc coupler	54 dB



OSPL90 (peak)		OSPL90 (peak)	
Ear simulator	132 dB SPL	Ear simulator	135 dB SPL
2cc coupler	122 dB SPL	2cc coupler	127 dB SPL
Full-on gain (peak)		Full-on gain (peak)	
Ear simulator	66 dB	Ear simulator	72 dB
2cc coupler	57 dB	2cc coupler	64 dB

Easy, discreet miniRITE R




Oticon Opn S miniRITE R is a discreet rechargeable style with a lithium-ion battery and easy-to-use charger. The wireless charging is based on inductive technology and enables reliable and fast charging in just 3 hours for a full day of hearing, including streaming.** A quick recharge of 30 minutes gives an additional six hours of power. If a replacement is needed, the lithium-ion battery is easy to replace in the clinic. No need to send in for service.

With miniRITE R, patients with hearing loss up to 105 dB HL can choose a rechargeable hearing aid with a full set of features and functionalities, including 2.4 GHz wireless technology, Made for iPhone functionality, and Tinnitus SoundSupport.

Oticon Opn S miniRITE R features a telecoil and a convenient double push button for easy operation of volume and programs.

miniFit receivers

Select between three different receivers. The miniFit receivers are available with length 0-5.




Accessories for miniFit receivers:

- Different ear grips for receiver 60 and 85
- Use ProWax miniFit filter
- Measuring tool

Power Receiver Molds

Select between two Power Receiver Molds. Power Receiver Molds have separate wires, available in length 1-5.



Accessories for Power Receiver Mold:

- Use ProWax filter
- Measuring tool
- Power Receiver Mold required for 105 receiver

Standard earpieces

miniFit domes 5 mm 6 mm 8 mm 10 mm 12 mm

Open dome		60	60 85	60 85	60 85	
Bass dome, single vent (0.8 mm)			60 85 100	60 85 100	60 85 100	60 85 100
Bass dome, double vent (1.4 mm)			60 85 100	60 85 100	60 85 100	60 85 100
Power dome			60 85 100	60 85 100	60 85 100	60 85 100

All domes:

- Are made of silicone
- Are only compatible with miniFit receivers
- Have built-in wax protection

Grip Tip

Select between two different Grip Tip types, in two different sizes (small & large) for both left and right ear.



Grip Tip:

- Color: Clear
- Is more durable than domes
- Has a tacky texture to help prevent slippage

Customized earpieces¹

MicroMold ²		60 85
LiteTip		60 85
Power Receiver Mold		100 105
MicroMold, VarioTherm®		60 85
LiteTip, VarioTherm®		60 85

MicroMold and LiteTip:

- Are made of acrylic
- Use ProWax filter

VarioTherm®:

- Is thermoplastic
- Remains hard at room temperature for easy insertion
- Softens at body temperature for increased comfort and optimum sealing
- Available in two hardnesses - 50 and 70. 70 is standard

Please note:

VarioTherm® requires gentle warming of the mold with a hair dryer before insertion or removal of the receiver.

¹ Requires taking an ear impression. ² Uses ProWax filter.

® VarioTherm is a registered trademark of Dreve



C090 Chroma Beige C094 Terracotta C093 Chestnut Brown



C063 Diamond Black C092 Steel Grey C091 Silver Grey C044 Silver

Battery Lithium-ion

Expected operating time (h)* 24

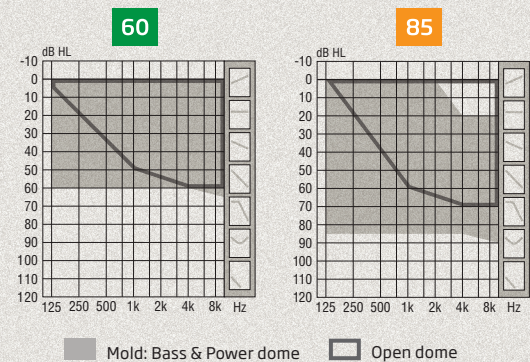
- Rechargeable
 - Wireless
 - Directional
 - Program control
 - Volume control
 - Made for iPhone®
 - TV Adapter 3.0
 - Remote Control 3.0
 - Wireless fitting
 - Cable fitting
 - Hardware certification
- Noahlink Wireless/FittingLINK 3.0
 - FlexConnect and Cable #3
 - IP68

* Expected operating time for rechargeable battery depends on use pattern, active feature set, hearing loss, sound environment, battery age and use of wireless accessories.

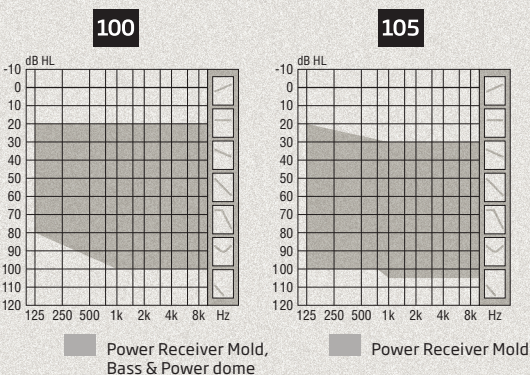
* Fitting range is based on Oticon Opn S 1. Details for Oticon Opn S 2 & Oticon Opn S 3 are available in Technical Data Sheets.

** Expected operating time for rechargeable battery depends on use pattern, active feature set, hearing loss, sound environment, battery age and use of wireless accessories.

Oticon Opn S fitting range*



OSPL90 (peak)		OSPL90 (peak)	
Ear simulator	116 dB SPL	Ear simulator	127 dB SPL
2cc coupler	105 dB SPL	2cc coupler	116 dB SPL
Full-on gain (peak)		Full-on gain (peak)	
Ear simulator	46 dB	Ear simulator	66 dB
2cc coupler	35 dB	2cc coupler	54 dB



OSPL90 (peak)		OSPL90 (peak)	
Ear simulator	132 dB SPL	Ear simulator	135 dB SPL
2cc coupler	122 dB SPL	2cc coupler	127 dB SPL
Full-on gain (peak)		Full-on gain (peak)	
Ear simulator	66 dB	Ear simulator	72 dB
2cc coupler	57 dB	2cc coupler	64 dB

Sleek and discreet miniRITE T

Oticon Opn S miniRITE T is a discreet style, based on the popular miniRITE, and features telecoil and a convenient double push button for easy volume and program control.

With miniRITE T, patients with hearing loss up to 105 dB HL can choose a discreet hearing aid with a full set of features and functionalities, including



2.4 GHz wireless technology, Made for iPhone® functionality, and Tinnitus SoundSupport.

The miniRITE T uses the proven miniFit receivers and earpieces and is powered by a 312-battery.

miniFit receivers

Select between three different receivers. The miniFit receivers are available with length 0-5.




Accessories for miniFit receivers:

- Different ear grips for receiver 60 and 85
- Use ProWax miniFit filter
- Measuring tool

Power Receiver Molds

Select between two Power Receiver Molds. Power Receiver Molds have separate wires, available in length 1-5.



Accessories for Power Receiver Mold:

- Use ProWax filter
- Measuring tool
- Power Receiver Mold required for 105 receiver

Standard earpieces

miniFit domes 5 mm 6 mm 8 mm 10 mm 12 mm

		5 mm	6 mm	8 mm	10 mm	12 mm
Open dome		60	60 85	60 85	60 85	
Bass dome, single vent (0.8 mm)			60 85 100	60 85 100	60 85 100	60 85 100
Bass dome, double vent (1.4 mm)			60 85 100	60 85 100	60 85 100	60 85 100
Power dome			60 85 100	60 85 100	60 85 100	60 85 100

All domes:

- Are made of silicone
- Are only compatible with miniFit receivers
- Have built-in wax protection

Grip Tip

Select between two different Grip Tip types, in two different sizes (small & large) for both left and right ear.



Grip Tip:

- Color: Clear
- Is more durable than domes
- Has a tacky texture to help prevent slippage

Customized earpieces¹

MicroMold ²		60 85
LiteTip		60 85
Power Receiver Mold		100 105
MicroMold, VarioTherm®		60 85
LiteTip, VarioTherm®		60 85

MicroMold and LiteTip:

- Are made of acrylic
- Use ProWax filter

VarioTherm®:

- Is thermoplastic
- Remains hard at room temperature for easy insertion
- Softens at body temperature for increased comfort and optimum sealing
- Available in two hardnesses - 50 and 70. 70 is standard

Please note:

VarioTherm® requires gentle warming of the mold with a hair dryer before insertion or removal of the receiver.

¹ Requires taking an ear impression. ² Uses ProWax filter.

® VarioTherm is a registered trademark of Dreve



C090 Chroma Beige C094 Terracotta C093 Chestnut Brown



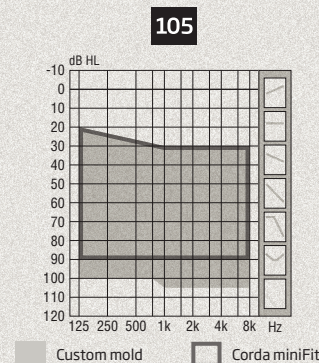
C063 Diamond Black C092 Steel Grey C091 Silver Grey C044 Silver

Battery size	312
Battery life (h)*	60-65
Wireless	•
Directional	•
Program control	•
Volume control	•
Made for iPhone®	•
TV Adapter 3.0	•
Remote Control 3.0	•
Wireless fitting	Noahlink Wireless/ FittingLINK 3.0
Cable fitting	FlexConnect and Cable #3
Hardware certification	IP68

* Real usage battery life is shown as an estimated interval based on mixed use cases with variable amplification settings and variable input levels, incl. direct stereo streaming from a TV (25% of the time) and streaming from a mobile phone (6% of the time). Interval is shown for miniFit 60. Details for other speakers can be found in Technical Data Sheets.

* Fitting range is based on Oticon Opn S 1. Details for Oticon Opn S 2 & Oticon Opn S 3 are available in Technical Data Sheets.

Oticon Opn S fitting range*



OSPL90 (peak)

Ear simulator	138 dB SPL
2cc coupler	131 dB SPL

Full-on gain (peak)

Ear simulator	73 dB
2cc coupler	66 dB

Powerful and compact BTE PP

Oticon Opn S BTE PP features a compact design with a tactile double push button for easy operation of volume and programs. BTE PP comes with telecoil and an optional discreet, two-color LED indicator to monitor hearing aid status.

The compact and powerful hearing aid provides an MPO of 138 dB SPL and offers a full set of

Hook and Corda miniFit options

BTE PP is defaulted with an undamped hook for adults. This is interchangeable with a damped hook or child hooks (damped/undamped) or the more discreet Corda miniFit Power option. Corda miniFit Power (1.3 mm thin tube) is available in 6 different lengths (-1 to 4).



Accessories for Corda miniFit:
- Measuring tool

Battery drawers and adapters

The standard battery drawer can be replaced with the following battery drawers, adapters and receivers. The battery drawers and the dedicated FM receiver are available in all instrument colors.



Tamper resistant (TAR) battery drawer



FM adapter battery drawer with optional TAR function



Dedicated FM receiver Oticon Amigo R12G2



Universal FM adapter FM10



Direct Audio Input adapter AP1000



features and functionalities, including 2.4 GHz wireless technology, Made for iPhone® functionality, FM compatibility and Tinnitus SoundSupport.

Oticon Opn S BTE PP supports fittings with either hook or Corda miniFit and is powered by a 13-battery.

Corda miniFit earpieces

Standard earpieces

miniFit domes 6 mm 8 mm 10 mm 12 mm

Bass dome, single vent (0.8 mm)		•	•	•	•
Bass dome, double vent (1.4 mm)		•	•	•	•
Power dome		•	•	•	•

All domes:

- Are made of silicone
- Are only compatible with Corda miniFit Power
- Have built-in wax protection

Grip Tip

Select between two different Grip Tip types, in two different sizes (small & large) for both left and right ear.



Grip Tip:

- Color: Clear
- Is more durable than domes
- Has a tacky texture to help prevent slippage

Customized earpieces¹

MicroMold	
MicroMold, VarioTherm®	

MicroMold:

- Is made of acrylic
- Uses ProWax filter

VarioTherm®:

- Is thermoplastic
- Remains hard at room temperature for easy insertion
- Softens at body temperature for increased comfort and optimum sealing
- Available in two hardnesses - 50 and 70. 70 is standard.

Please note:

VarioTherm® requires gentle warming of the mold with a hair dryer before insertion or removal of the thin tube.

¹ Requires taking an ear impression.

® VarioTherm is a registered trademark of Dreve



C090 Chroma Beige
C094 Terracotta
C093 Chestnut Brown



C063 Diamond Black
C092 Steel Grey
C091 Silver Grey
C044 Silver

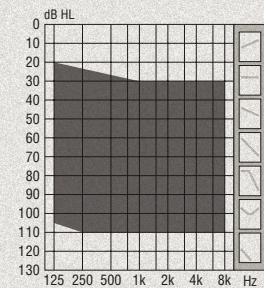
Battery size	13
Battery life (h)*	80-105
Wireless	•
Directional	•
Program control	•
Volume control	•
Made for iPhone®	•
TV Adapter 3.0	•
Remote Control 3.0	•
Wireless fitting	Noahlink Wireless/ FittingLINK 3.0
Cable fitting	Cable #3
Hardware certification	IP68

* Real usage battery life is shown as an estimated interval based on mixed use cases with variable amplification settings and variable input levels, incl. direct stereo streaming from a TV (25% of the time) and streaming from a mobile phone (6% of the time). Interval is shown for miniFit 60. Details for other speakers can be found in Technical Data Sheets.

* Fitting range is based on Oticon Opn S 1. Details for Oticon Opn S 2 & Oticon Opn S 3 are available in Technical Data Sheets.

Oticon Xceed DSE fitting range

110



OSPL90 (peak)

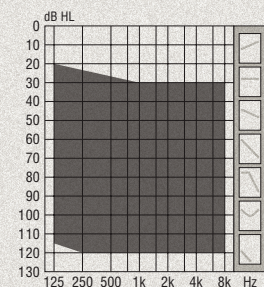
Ear simulator	143 dB SPL
2cc coupler	139 dB SPL

Full-on gain (peak)

Ear simulator	83 dB SPL
2cc coupler	79 dB SPL

DSE fitting range

120



OSPL90 (peak)

Ear simulator	146 dB SPL
2cc coupler	142 dB SPL

Full-on gain (peak)

Ear simulator	87 dB SPL
2cc coupler	83 dB SPL

Super Power BTE SP



Oticon Xceed BTE SP features a compact design with a tactile double push button for easy operation of volume and an extra push button for changing programs.

The BTE comes with telecoil and an optional discreet, two-color LED indicator to monitor hearing aid status.

Hook options

BTE SP is defaulted with an undamped hook for adults. This is interchangeable with a damped hook or child hooks (damped/undamped).

BTE SP offers a full set of features and functionalities, including 2.4 GHz wireless technology, Made for iPhone functionality and FM compatibility.

Oticon Xceed BTE SP comes with a hook and is powered by a 13-battery.



Ultra Power BTE UP

Oticon Xceed BTE UP features a compact design with a tactile double push button for easy operation of volume and an extra push button for changing programs.

The BTE comes with telecoil and an optional discreet, two-color LED indicator to monitor hearing aid status.

Hook options

BTE UP is defaulted with an undamped hook for adults. This is interchangeable with a damped hook or child hooks (damped/undamped).

BTE UP offers a full set of features and functionalities, including 2.4 GHz wireless technology, Made for iPhone functionality and FM compatibility.

Oticon Xceed BTE UP comes with a hook and is powered by a 675-battery.

Battery drawers and adapters for BTE SP

The standard battery drawer can be replaced with the following battery drawers, adapters and receivers. The battery drawers and the dedicated FM receiver are available in all instrument colors.



Tamper resistant (TAR) battery drawer	FM adapter battery drawer with optional TAR function	Dedicated FM receiver Oticon Amigo R12G2	Universal FM adapter FM10	Direct Audio Input adapter AP1000
---------------------------------------	--	--	---------------------------	-----------------------------------

Battery drawers and adapters for BTE UP

The standard battery drawer can be replaced with the following battery drawers, adapters and receivers. The battery drawers and the dedicated FM receiver are available in all instrument colors.



Tamper resistant (TAR) battery drawer	FM adapter battery drawer with optional TAR function	Dedicated FM receiver Oticon Amigo R12G2	Universal FM adapter FM10	Direct Audio Input adapter AP1000
---------------------------------------	--	--	---------------------------	-----------------------------------



C090 Chroma Beige
C094 Terracotta
C093 Chestnut Brown



C063 Diamond Black
C092 Steel Grey
C091 Silver Grey
C044 Silver

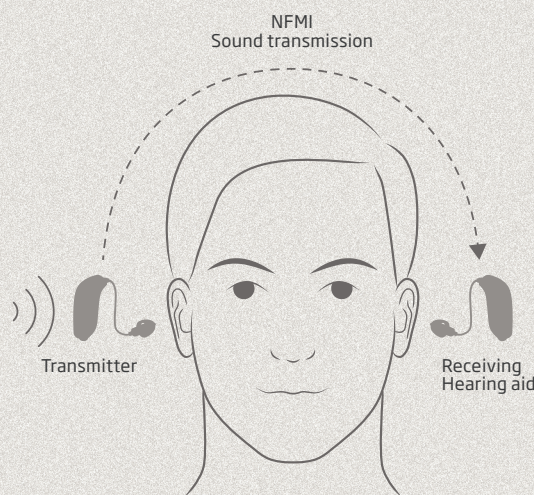
Battery size	SP: 13 / UP: 675
Battery life (h)*	SP: 75-115 / UP: 80-250
Wireless	•
Directional	•
Program control	•
Volume control	•
Made for iPhone®	•
TV Adapter 3.0	•
Remote Control 3.0	•
Wireless fitting	Noahlink Wireless/ FittingLINK 3.0
Cable fitting	Cable #3
Hardware certification	IP68

* Real usage battery life is shown as an estimated interval based on mixed use cases with variable amplification settings and variable input levels, incl. direct stereo streaming from a TV (25% of the time) and streaming from a mobile phone (6% of the time).

Single-sided deafness Oticon CROS



Oticon CROS uses the low power technology of Oticon's Velox S platform to enable transmission of sound from the poorer ear to the better ear.



Oticon CROS transmitter is a device designed for people with single-sided deafness.

CROS/BICROS

Oticon CROS paired with a compatible Oticon hearing aid is a Contralateral Routing of Signal (CROS) amplification system. Sounds are picked up by the microphones in the CROS transmitter located on the poorer ear. Then, they are transmitted via Near-Field Magnetic Induction (NFMI) to a receiving hearing aid located on the better ear. If some hearing loss is present in the better ear, the solution is set up as a Bilateral Contralateral Routing of Signal (BiCROS) configuration.

Open Sound Experience

Oticon CROS features a version of the OpenSound Navigator designed for transmitting sound to an Oticon hearing aid. The solution provides 360° access to sound by scanning the environment, balancing the sounds and removing unwanted noise.

Recommended configuration

It is recommended to fit Oticon CROS with a speaker level 60 miniFit receiver and open dome. The full range of miniFit options is available should the patient need a different configuration for practical or comfort reasons.

For full and updated compatibility overview see oticon.com/support

Dual Streaming with TwinLink™

With Oticon CROS solution, the connection between the transmitter and receiving hearing aid is made using the NFMI part of Oticon's TwinLink™ technology. TwinLink technology makes it possible to connect the receiving hearing aid to external audio streams while simultaneously enjoying sound transmission from the poorer ear to the better ear. External audio is sent directly to the receiving hearing aid using 2.4 GHz Bluetooth® Low Energy and the Oticon CROS transmitter is sending through NFMI. Patients can watch television or listen to music and still be aware of speech in their surroundings.

Oticon CROS uses the proven miniFit receivers and earpieces for retention. Oticon CROS is powered by a 312-battery.

50% improvement in speech awareness with TwinLink

Results of a recent Oticon CROS dual-streaming study showed a 50% average improvement in awareness of speech in the environment while streaming (2.4 GHz) with an active NFMI transmission of sound from the poorer ear side.*

*Callaway & Aaby Gade, 2019

Compatibility – Oticon CROS can transmit to the following Oticon hearing instrument families:

- Oticon Opn S 1
- Oticon Opn S 2
- Oticon Opn Play 1
- Oticon Xceed
- Oticon Xceed Play

Standard earpieces

miniFit domes	5 mm	6 mm	8 mm	10 mm	12 mm
Open dome					

All domes:

- Are made of silicone
- Are only compatible with miniFit receivers
- Have built-in wax protection



C090 Chroma Beige
C094 Terracotta
C093 Chestnut Brown




C063 Diamond Black
C092 Steel Grey
C091 Silver Grey
C044 Silver

Battery size	312
Battery life (h)*	85-105
Program control	•
Volume control	•
Hardware certification	IP68

* Real usage battery life is shown as an estimated interval based on mixed use cases with variable amplification settings and variable input levels.

Connectivity & Accessories



INTRODUCTION	2
TECHNOLOGY & FEATURES	4
INSTRUMENTS	22
CONNECTIVITY & ACCESSORIES	44
FITTING	52

“ TELL YOUR PATIENT

Enjoy audio streamed directly from your iPhone®, iPad® and iPod touch® to your hearing aids.



“ TELL YOUR PATIENT

Connect your iPhone or Android™ smartphone directly to your hearing aids so you can control volume, switch programs, adjust settings and more with just a tap of your fingers.

Made for iPhone

Oticon hearing aids with a 2.4 Ghz Bluetooth connection are Made for iPhone, iPad and iPod touch hearing aids and compatible with Android devices. Directly connected to iPhone, the hearing aids double as wireless headphones – without the need for an intermediary device. The Bluetooth technology in Oticon hearing aids supports stereo streaming of music and produces

sound with high fidelity and bandwidth. When making calls, the user's voice is picked up by iPhone.



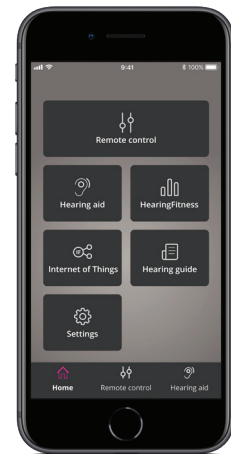
Oticon ON App



Oticon ON App makes it easy for Oticon hearing aid users to have additional control of their hearing aids with just a touch of their fingertips. A user's iPhone or the Android smartphone is connected directly to the hearing aids using Bluetooth.

Oticon ON App allows users to adjust volume levels of both gain and tinnitus relief sounds, as well as switch between programs, settings and more. The app also offers a “find my hearing aid” search feature, HearingFitness and education guide, links to hearing aid instructions and low battery notification.

With the OpenSound Booster function in Oticon ON App, the user has access to more noise reduction and balancing support from OpenSound Navigator, when needed in less complex sound environments.



Apple, the Apple logo, iPhone, iPad, and iPod touch are trademarks of Apple Inc., registered in the U.S. and other countries. App Store is a service mark of Apple Inc. Android, Google Play, and the Google Play logo are trademarks of Google LLC.

Oticon HearingFitness™

HEARING
FITNESS™



Like an exercise app for the ears, Oticon HearingFitness gives Oticon hearing aid users encouragement on ways to hear better, protect their hearing and stay healthy. The app receives data from the hearing aids and analyzes current sound environments, total daily hearing aid use, and historical usage data. Oticon HearingFitness then shows this data to the app user in a form of daily, weekly and monthly summaries allowing to compare his performance to the goal that was set up.*

* Oticon HearingFitness will evolve continuously. Please find the current version and available functionalities on the App Store or Google Play.

IFTTT

IFTTT

Through a unique Oticon cloud solution, Oticon hearing aids with 2.4 GHz Bluetooth can be linked to the If This Then That (IFTTT) network. This allows users to connect to and control an endless range of devices used in everyday life. Imagine, for instance that hearing aids are able to notify users when an email is received, turn the home alarm system on and off, or tell them when someone is at the front door. Explore the endless possibilities available when connecting Oticon hearing aids to the Internet. Visit oticon.com

Oticon RemoteCare App

With Oticon RemoteCare App hearing aid users can enjoy remote support from their hearing care professional in real time enabling “in the situation” hearing care** Although nothing can replace a face-to-face consultation for more major issues, modern technology makes it possible to carry out routine adjustments to hearing aids without the need for the hearing aid user to go into the clinic. Use Oticon RemoteCare at the workplace where the hearing aid user may struggle, use it with spouse in the home environment, use it when weather or health is an issue, use it when travel or distance is an issue.



** Oticon RemoteCare works with Oticon Opn™ with firmware 6.0 or later, Oticon Opn S™, Oticon Xceed, Oticon Opn Play™, Oticon Xceed Play and Oticon Siya

! IDEAS FOR USE


- Get an overview of the hearing aid usage
- Set hearing goals and track progress
- Receive suggestions for the optimal program setting
- Be motivated to get out into challenging sound environments

! IDEAS FOR USE

- Turn off lights when you leave home
- Get a voice alert when the doorbell rings
- Send a text when battery is low
- Switch to home program when entering the front door

For information on compatibility please visit www.oticon.com/support

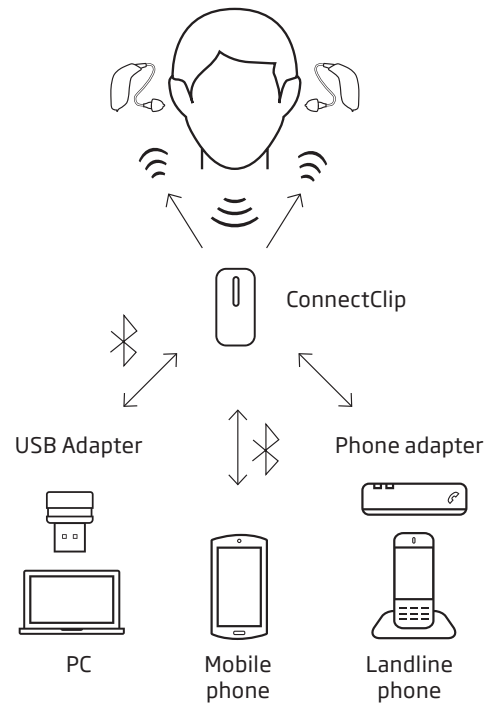
“ TELL YOUR PATIENT
Turns your Oticon hearing aids into virtual wireless headphones by streaming conversation from practically any mobile phone directly to your hearing aids.



ConnectClip

ConnectClip is used with mobile phones and other audio devices that do not support direct wireless connectivity (or streaming) to the hearing aids. By using ConnectClip with mobile phones, the hearing aids function as a wireless headset and the user's conversation is picked up by the ConnectClip's built-in directional microphones. Audio from the mobile phone streams to ConnectClip using standard Bluetooth technology. The audio is then streamed directly to the user's hearing aids using 2.4 GHz Bluetooth low energy technology. ConnectClip works with almost any mobile phone with Bluetooth from 2010 and onwards.

ConnectClip can also function as a remote microphone for streaming another person's voice directly to the Oticon hearing aids from up to 20 meters away.

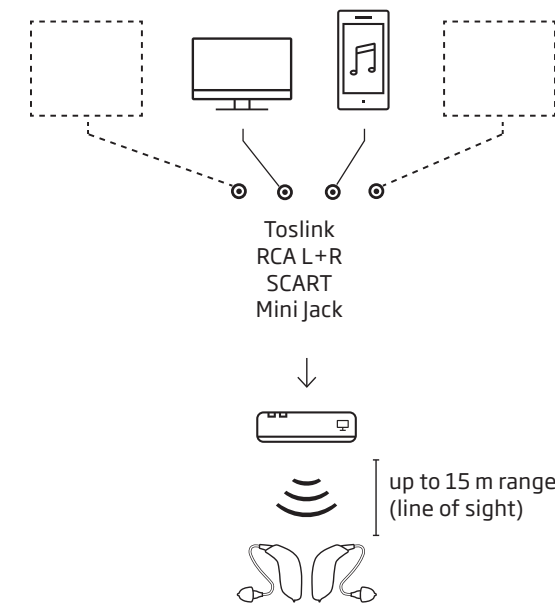


Phone Adapter 2.0

Phone Adapter 2.0 connects wirelessly to the ConnectClip - allowing for hassle-free daily use of traditional phones.

USB Adapter

The USB Adapter (BTD 800) is a "plug and play" solution which wirelessly connects the ConnectClip to practically any computer for Skype, Messenger, Lync and other softphones.



TV Adapter 3.0

TV Adapter 3.0 wirelessly transmits real-time stereo audio from a TV or home entertainment system directly to Oticon hearing aids at a distance of up to 15 meters. Users can set the volume to their preferred level for a listening experience free from the distraction of surrounding noise. The TV Adapter is installed and placed at the TV. Practically any audio source can be connected to the TV Adapter including digital stereo (PCM) via optical TOSLINK.

TV Adapter 3.0 can be installed in most existing home entertainment systems, and can be paired to as many Oticon hearing aids as you like. All users will be able to hear the same sound.

Each hearing aid user can pair with up to 4 TV Adapters and stream from the one selected.

“ TELL YOUR PATIENT
With the TV Adapter you can enjoy TV sound directly in your hearing aids, at the volume you prefer without the distraction of surrounding noise.



“ TELL YOUR PATIENT

Gives you discreet and easy control over your Oticon hearing aids – adjust volume or switch between programs with this small device, roughly the size of a modern car key.

Remote Control 3.0

The Remote Control 3.0, roughly the size of a modern car key, gives users discreet control over their Oticon hearing aids. Users can easily adjust volume, switch between programs or control connectivity sources. Simple and easy to use, the Remote Control 3.0 is especially beneficial for users with dexterity challenges.



“ TELL TEACHERS

Oticon Amigo FM transmitters are comfortable, easy to handle and reliable. The built-in LED lights in both the FM receiver and transmitter let you know that the system is working and that your students can hear your voice.

Oticon Amigo T31/T5 FM transmitters

Amigo FM transmits the teacher's voice clearly and consistently to Oticon hearing aids, without affecting the student's ability to hear other sounds and speech in the environment. With built-in LEDs in both receiver and transmitter, teachers can be certain that the Amigo products are working properly. Amigo FM comes with a high-quality omni-directional lapel microphone and a boom microphone – both with a built-in external antenna in the microphone cord.

Setting up the FM system requires both an FM transmitter and an FM receiver. First, replace the battery drawer on the BTE instrument with the FM adapter battery drawer. Then connect the FM receiver and switch on the FM transmitter to activate the FM system.



Oticon SafeLine™

Oticon SafeLine for adults and children is a retention cord that is attached to the hearing aids and to the wearer's collar with a clip to prevent loss and damage of the hearing aids. With SafeLine, children and adults can enjoy activities while retaining access to sound and with confidence that the hearing aids are safe.

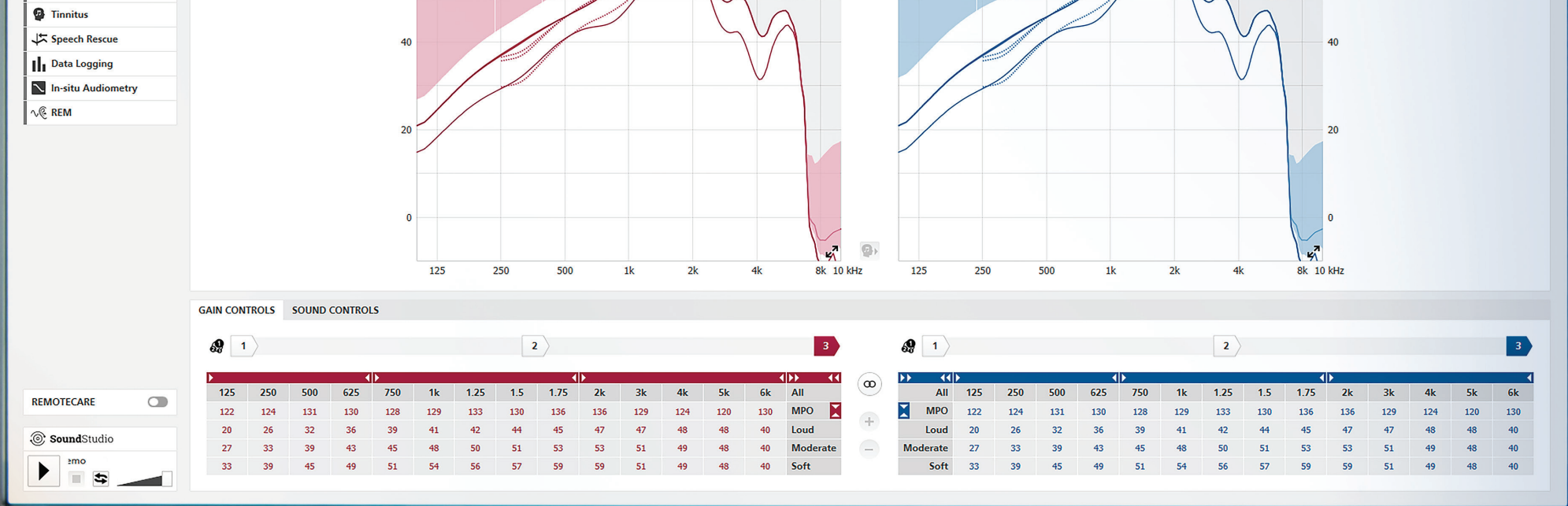
SafeLine comes in two lengths and has a breakaway cord with a unique quick-release clasp that easily opens if snagged or pulled.



“ TELL YOUR PATIENT

Oticon SafeLine retention cord attaches your hearing aids to your collar with a clip to prevent loss and damage of your hearing aids. Wear your hearing aids with confidence no matter how active you will be.

Fitting



- INTRODUCTION 2
- TECHNOLOGY & FEATURES 4
- INSTRUMENTS 22
- CONNECTIVITY & ACCESSORIES 44
- FITTING 52**

Oticon Firmware Updater

Oticon Firmware Updater allows you to perform on-the-spot firmware updates to Oticon hearing aids and accessories. The Oticon Firmware Updater provides these clear benefits:

- Access to the very latest platform features and performance improvements
- Convenience and time-savings with no need to send hearing aids and connectivity accessories for service

Please note that cable connection is required. HiPro 2 is recommended. HiPro and HiPro USB will result in significantly longer firmware update times as these are older devices.



For more information go to oticon.com

BE INFORMED

The new hearing aids you receive may have a new FW version that is not compatible with your old Genie 2 installation. Therefore you must always install the latest Genie 2 software when you receive it from Oticon.

New features in Genie 2

New features and enhancements in the updated Genie 2 2019.2 let you take full advantage of the open sound experience in the new Oticon Xceed products, because everyone deserves the best audiology.

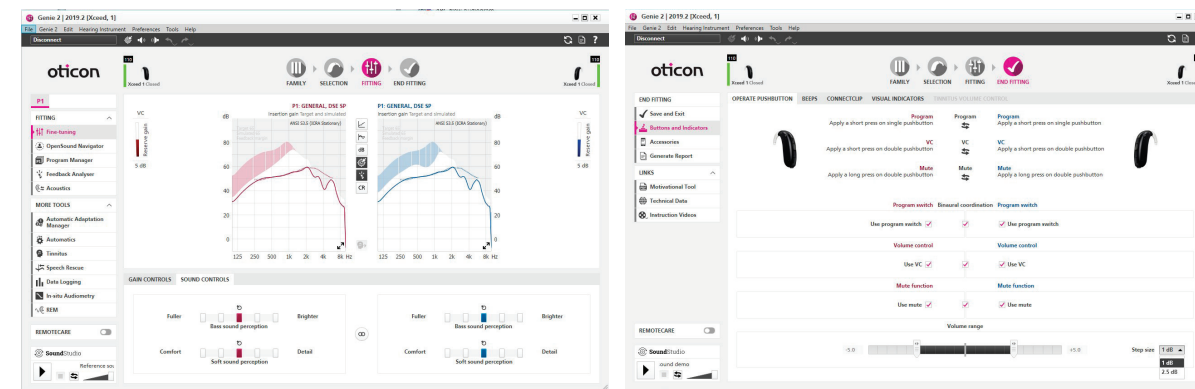
With the same fitting features and flexibility used with other Velox S hearing aids, Oticon Genie 2 brings you a new level of support for Power users.

The DSE and DSE linear rationales are available for our power products and with them, the new

Bass Sound Perception trimmer lets you adjust the fullness of sound.

It is now possible to set the minimum and maximum VC range and VC step size, ensuring that the VC is tailored to the patient's needs.

A number of features were also made available for these products, such as OpenSound Navigator, Speech Rescue, Tinnitus SoundSupport and Automatic Adaptation Manager.



Oticon CROS

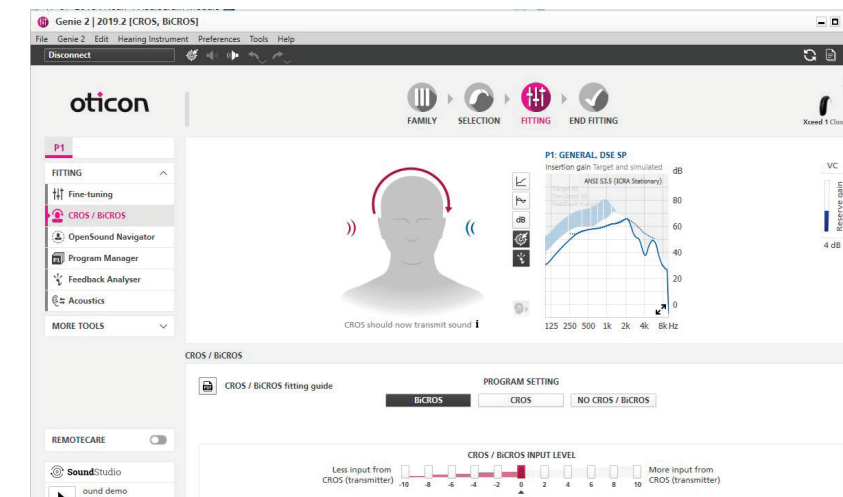
Oticon's new wireless CROS transmitter provides convenient and easy access to the exclusive open sound experience.

When you have connected the hearing aid* and selected the CROS transmitter, the transmitter will transmit sound during the whole fitting process.

If you select the CROS/BICROS feature in the Fitting step, you can choose among three settings: CROS, BiCROS and NO CROS/BiCROS.

Depending on the program setting, you may balance the CROS input level.

To help you during the fitting process we created the CROS Quick Fitting Guide that you can easily access in the CROS/BiCROS tool.



*Oticon Opn S 1, Oticon Opn S 2 and Oticon Xceed. For hearing aids with FW 7.0 you need to first update them to FW 8.0 and then you will have the possibility to fit them with the new features.

SoundStudio – create real-life sound scenarios in your clinic

The SoundStudio is a sound library with a large selection of virtual sound scenarios to simulate common listening situations as part of the fitting process. You can also design your own sound scenarios using various signals, such as speech, music, and situations with background noise. The 3D sound system runs on the fitting PC and uses the speaker setup in the clinic.

SoundStudio offers tinnitus relief sounds so you can simulate the benefit of Tinnitus SoundSupport in various situations and help patients and their partners better understand aspects of tinnitus treatment using sound therapy.



Bimodal

In a Bimodal fitting, one ear is stimulated electrically and the other acoustically. These two different types of stimulation can make it challenging to find the right balance when fitting the hearing aids as it requires a flexible fitting approach.

The bimodal fitting panel is accessible for monaural fittings, letting you adjust the overall gain, high frequency cut-off and low frequency emphasis.

Now we added even more flexibility as Bimodal is available for all styles.

An intuitive flowchart and fitting panel

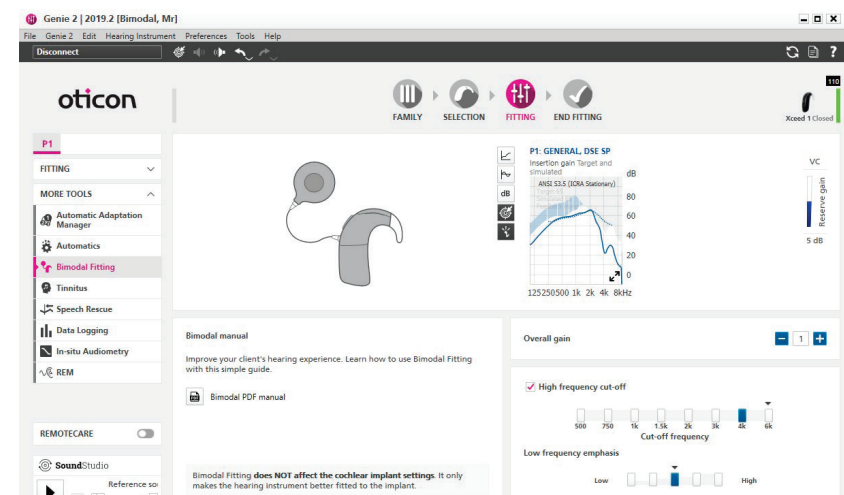
Oticon Genie 2 fitting software now includes a bimodal fitting tool with an intuitive

flowchart that guides you through the process of programming a hearing aid to work with a CI.

Compatible with Oticon Opn S, Oticon Opn Play™, Oticon Xceed and Oticon Xceed Play, the fitting panel in Oticon Genie 2 has been updated to include an overall gain trimmer. This fitting panel allows you to precisely adjust the hearing experience to the preferences of your patients.

Bimodal hearing supported by OpenSound Navigator

OpenSound Navigator is available in all Oticon premium hearing aid product families and can be used to enhance the listening experience together with any CI as part of a bimodal fitting. You can adjust the OpenSound Navigator settings via the YouMatic™ LX in Genie 2 to suit your patient's individual needs and preferences.



Oticon RemoteCare

Providing an added value for your patients

Good hearing aids are a significant investment and your patients will be keen to get the most out of them. Traditionally, this has involved regularly coming into your clinic for fine-tuning adjustments. However, the hassle of finding a mutually convenient time may mean that they simply don't come in as often as they should.

Convenience is the key

Today, more and more of your patients are becoming accustomed to using smartphones and tablets to access all sorts of different remote services. With Oticon RemoteCare App, that convenience can now extend to your own clinic. Because routine adjustments can be carried out remotely, your patients may be more likely to request this valuable support.

Real-time support

Using Oticon RemoteCare, you can provide support for your patients at a mutually convenient time. Oticon RemoteCare is already integrated in Oticon Genie 2. You can make necessary adjustments in real time – just as if your patient was in your clinic – and receive immediate feedback. Depending on their preferences, you can conduct sessions as either a video or voice call. You can even exchange short text messages during the session.

Learning to use Oticon RemoteCare

To start using Oticon RemoteCare, you need to contact your local Oticon representative and ask them to release the Oticon RemoteCare function to your Genie 2 account. They will also make sure that you get the training you need.



Creating an open sound experience

A simple two-step procedure creates an open sound experience. With the innovative OpenSound Navigator and YouMatic LX in Genie 2, you can easily build a personalized sound experience with access to details in the environment.

Users are pro-actively engaged in the fitting process with questions and sound demos that make it easy for them to express what they like to hear without the need to describe their preferences.



Step 1

Establish your patient's listening preferences in the 'Personalization' menu to take individual preferences into account when prescribing gain and automatics.

A Genie 2 features a personalization process that includes a few simple questions to better capture the variations in sound preferences. In addition to listening preferences, age and gender, hearing aid experience and sometimes language will influence the prescribed gain and automatics.

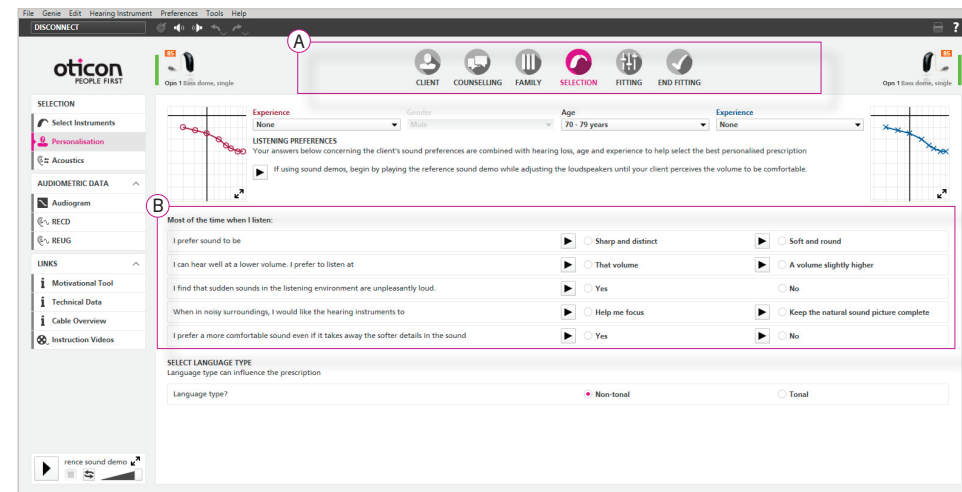
B For best results, present the sound sample for each question while patients are wearing their hearing aids, through headphones, or via loudspeakers, depending on each patient's hearing loss and your clinical setup.

Once personalization has been completed, it will impact the prescription and settings for:

- OpenSound Navigator
- Soft sound perception trimmer
- Brightness trimmer
- Gain prescription

Each can be fine-tuned to more accurately meet patient preferences in the Fitting step.

The personalization screen should be revisited when experience level changes or greater audiometric changes occur.



Step 2

Go to OpenSound Navigator to adjust further with YouMatic LX.

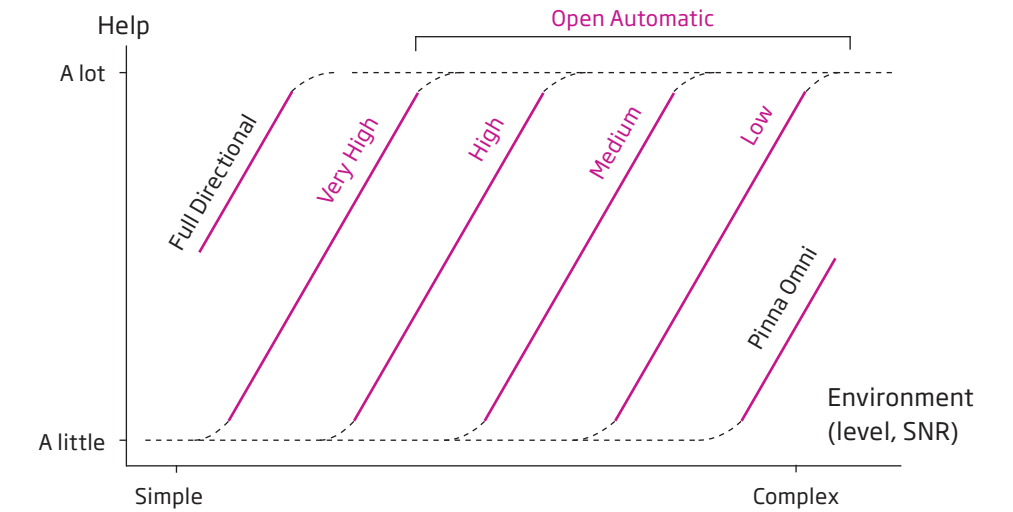
C OpenSound – Transition: This control lets you choose how much help is needed in the stage between simple and complex environments. In other words, how early in this transition will your patient want the hearing aid to help more? You can choose between a Low, Medium, High, and Very High amount of help. As an example, when choosing High, the hearing aid will step in more aggressively to reduce unwanted sounds, even if the environment is not yet complex. OpenSound Navigator transition choices are displayed visually on the Transition bar above the control panel and in the illustration with the head, background sounds are reduced in size as more help is applied.

D Noise reduction controls: Adjustments to noise reduction are divided into Noise Reduction Simple environment and Noise reduction Complex environment. The settings will be prescribed based on the patient's answers to the "Personalization" questions or will be default to a Medium profile. Adjustments are made by clicking the +/- buttons. Noise reduction choices are displayed visually in the speech waveforms.

E Noise reduction on/off: By default, noise reduction is on because it is an integral part of the open sound experience, but it can easily be deactivated if needed by unchecking the box on the lower left corner.

F Directionality setting: In addition to the four Open Automatics settings, you have two conventional directionality settings available. See the transition settings overview below.

For instruments with a single microphone, directionality is not available, but the OpenSound Navigator is optimized to support single microphone.



OpenSound Navigator directionality settings. In Pinna Omni, the hearing aid mimics sound as received by the human ear. In Full Directional, the focus is on sounds coming from the front. In Open Automatics, the hearing aid automatically adapts to the acoustical conditions, based on one of the four help profiles, Very High, High, Medium, or Low.

Real Ear Measurements (REMs)

REMs are used to verify that speech sounds are audible for the patient. Personalized fitting to the individual's ear acoustics and ensuring that targets for a chosen rationale are being met is a good starting point for a new fitting.

Fitting hearing aids using real ear measurements (REMs) improves hearing aid benefit^{1, 2} and improves patient perception of hearing care professionals and hearing aids³.

REM AutoFit offers automatic target matching with many REM systems on the market making it convenient and fast⁴ to bring the benefits of REM to your patients.

1. Kochkin S, Beck DL, L Christensen, et al. MarkeTrak VIII: The impact of the hearing healthcare professional on hearing aid user success. *Hearing Review*. 2010;17(4):12-34.
2. Abrams HB, Chisolm TH, McManus M, McArdle R. Initial-fit approach versus verified prescription: Comparing self-perceived hearing aid benefit. *J Am Acad Audiol*. 2012;23(10):768-778.
3. Amlani AM, Pumford J, Gessling E. Improving patient perception of clinical services through real-ear measurements. *Hearing Review*. 2016;23(12):12-21.
4. Rumley & Crowe, Oticon Whitepaper, 2019

Speech mapping in REM AutoFit

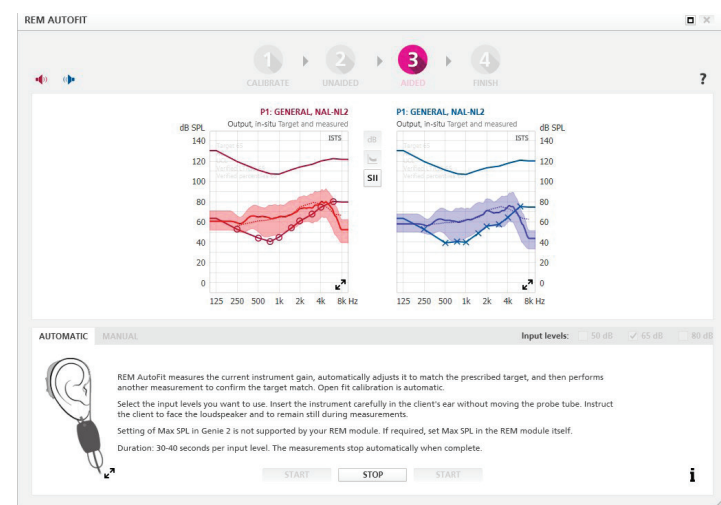
REM AutoFit already offers automatic target-matching with many REM systems on the market, including Interacoustics, MedRx and Otometrics.

Now REM AutoFit offers speech mapping with Inter Module Communication protocol 2 (IMC 2), with these systems as an alternative to the existing gain-based verification. When using speech mapping, REM AutoFit displays an output graph view that includes audiometric data and key measures such as Speech Intelligibility Index (SII), percentiles and MPO.

This gives a clearer indication of the audibility of speech in the context of the patient's residual dynamic range. To select Speech mapping, go to Genie 2 Preferences.

REM AutoFit with Verifit®*LINK* always uses speech mapping. Now it offers simultaneous binaural measurements as opposed to sequential measurement when used with Verifit2.

In addition, REM AutoFit results can now be viewed in Fast Data View (Noah 4.7 and onwards).



Pediatric fitting mode

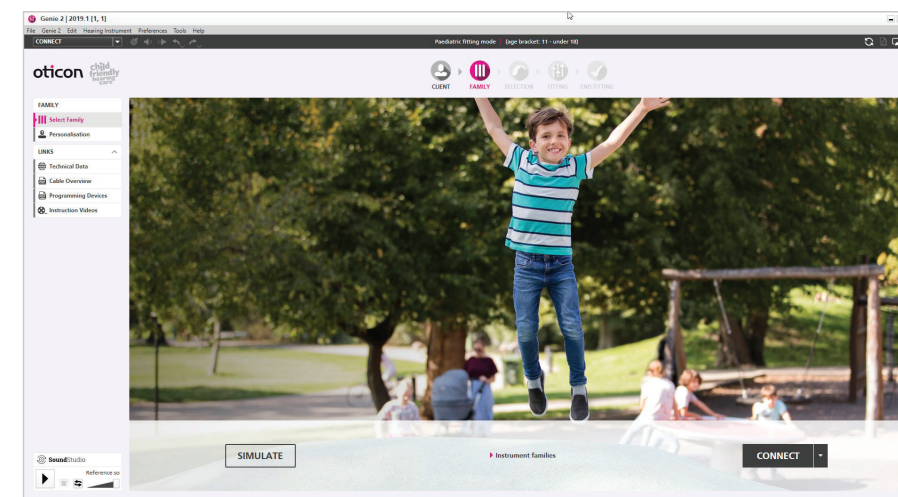
Oticon Genie 2 supports pediatric fittings for children between 0 and 17 years old and pediatric products.

It offers easy access to audiogram and RECD tools, and a range of validation tools to support better outcomes for children wearing hearing aids.

Pediatric fitting mode features the Pediatric panel that provides a centralized way to view and change the child's hearing aid settings.

The Pediatric panel is conveniently located in the Fitting section on the right-hand side of the top navigation bar for easy access as you work.

By default, Pediatric fitting mode is enabled for all patients, age 17 and under, but can be changed in the Preferences section.

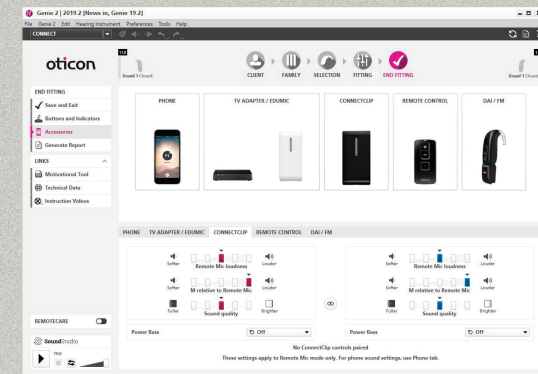


Accessories and Fitting

The new generation of Oticon accessories is paired with the hearing aids manually outside Oticon Genie 2. We recommend doing it after you have finished your fitting session.

You can adjust the streamed sound for the different accessories to match your patient's needs. The Accessories tab can be found in the End Fitting step.

Your patients will have the opportunity to do some adjustments directly on the device and/or in Oticon ON App.



Programming

In Oticon Genie 2 you can use a range of programming devices to program Oticon hearing instruments:

Wireless

- Noahlink Wireless* (recommended)
- FittingLINK 3.0*

Wired

- HiPro 2 (recommended)
- EXPRESSlink 3
- NOAHlink
- HiPro USB**
- HiPro**

Please see the Programming devices overview (available in Oticon Genie 2) for details on which instrument styles are compatible with which programming devices.



*Compatible with 2.4 GHz hearing instruments

**Expect slower programming and firmware update times as these are older devices

Software improvements

FW version

You can now view the hearing aid's firmware version during fitting but also on the Fitting report, Hearing instrument quick guide and even without launching Oticon Genie 2, via the Fast Data View in Noah (4.7 and onwards) by clicking on the icon.

Quick tools

It is now possible to replace the miniRITE R rechargeable batteries via Quick tools.

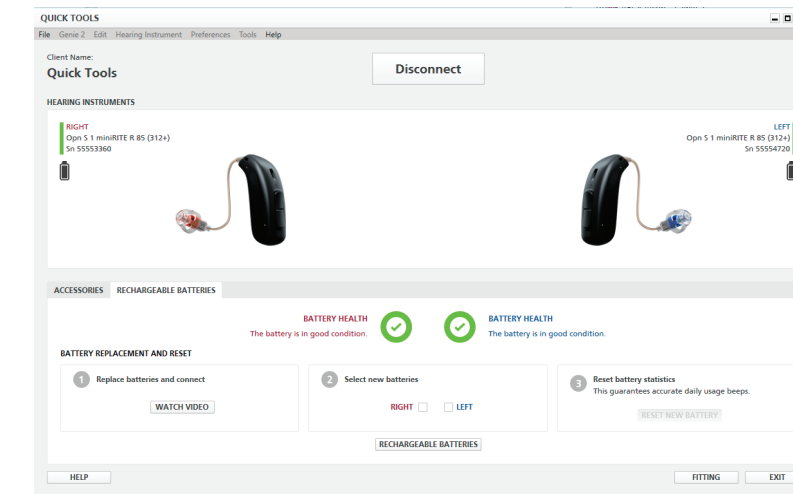
Transfer settings

You can now transfer all settings that are available on both source and target hearing aids.

Settings that are not available on the target hearing aid, measurements and pairings won't be transferred. Also, settings that cannot be transferred accurately will be set to default or prescribed.

Pediatric fitting mode

Pediatric default settings change as the child grows older. When these settings differ from those in the child's hearing aids, a new dialogue with proposed changes will display and guide the fitting.





Absolute Hearing Solutions LLC

absolutehearing@att.net

750 Cross Pointe Road Suite F
Gahanna, Ohio 43230

Phone: 614-452-4280
Toll Free: 888-803-2159
Fax: 614-577-0481

www.absolutehearingsolutions.com



www.oticon.com

oticon
PEOPLE FIRST