

# ReSound LiNX Quattro™

ReSound GN



## Product Description

Based on a new platform, ReSound LiNX Quattro hearing aids feature an extended bandwidth of up to 9.5 KHz and a higher input dynamic range of up to 116 dB SPL. ReSound LiNX Quattro provides more of the finer sound details for a clearer, fuller and richer sound experience.

ReSound LiNX Quattro is a 6th generation, 2.4 GHz wireless hearing aid. Direct audio streaming from iOS and Android™\* devices is available for ReSound LiNX Quattro hearing aids. With ReSound Assist and the ReSound Smart 3D™ app, hearing care professionals can provide remote fine-tuning services for their clients. In-The-Canal (ITC) hearing aids are available with 4 selectable receiver power levels: Low (LP), Medium (MP), High (HP), and Ultra (UP).

ReSound LiNX Quattro also supports the full line of ReSound wireless accessories, which also utilize the extended bandwidth. Telecoil is optional for the ITC-DWT models.

The ReSound LiNX Quattro ITC hearing aid components and faceplates are iSolate™ nanotech coated for optimum durability.

\*Compatible from Android version 10 and Bluetooth® 5.0 with the Android streaming to hearing aids feature.

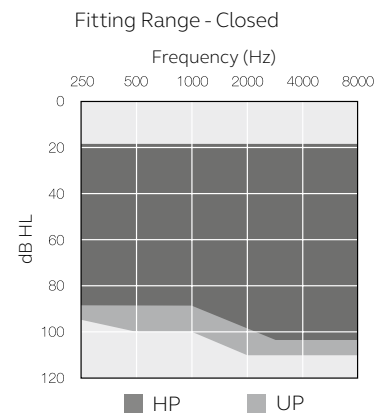
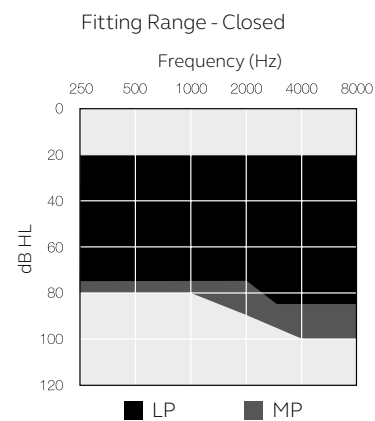
Model	RE9ITC-DW RE9ITC-DWT	RE7ITC-DW RE7ITC-DWT	RE5ITC-DW RE5ITC-DWT
<b>Device Configurations</b>			
Battery	312		
Power Levels	LP*, MP, HP & UP		
<b>Audiological Features</b>			
WARP compression (WDRC) - number of channels	17	14	12
Natural Directionality II	●	●	●
Directional Mix Processor	●	●	●
Adjustable directional mix	●	-	-
Soft Switching	●	●	●
Autoscope Adaptive Directionality	●	-	-
Multiscope Adaptive Directionality	-	●	-
Adaptive Directionality	-	-	●
Environmental Optimiser II	●	-	-
Environmental Optimizer	-	●	-
Noise Tracker II	●	⊙	○
Expansion	●	⊙	○
Impulse Noise Reduction	●	●	-
Wind Guard	●	⊙	○
Sound Shaper	●	●	●
DFS Ultra II	●	●	●
Music Mode	●	●	●
Acceptance Manager	●	●	●
Low Frequency Boost (Only UP)	●	⊙	○
Amplification Strategy (WDRC/Semi-Linear/Linear - Only UP)	●	●	⊙
Tinnitus Sound Generator	●	●	●
<b>Functional Features</b>			
Smart Start	●	●	●
Phone Now	●	●	●
Direct audio streaming	●	●	●
ReSound TV Streamer 2, Remote Control Remote Control 2, Phone Clip+, Micro Mic and Multi Mic	●	●	●
ReSound Smart 3D™ app	●	●	●
<b>ReSound Assist</b>			
Remote Fine Tuning	●	●	●
Remote Firmware Updates	●	●	●
<b>Fitting Features</b>			
ReSound Smart Fit™ 1.6 or higher	●	●	●
Fully Flexible Programs	4	4	4
Auto DFS	●	●	●
Onboard Analyzer II	●	●	●
Noahlink Wireless	●	●	●

○ Basic

⊙ Advanced

● Ultimate

\* LP is only available for RE9ITC-DW, RE7ITC-DW, RE5ITC-DW



Call  
**Absolute Hearing Solutions**  
 For Hearing Aid Deals  
 614-452-4280  
[www.absolutehearingsolutions.com](http://www.absolutehearingsolutions.com)

Made for  
 iPhone | iPad | iPod

© 2019 GN Hearing A/S. All rights reserved. ReSound is a trademark of GN Hearing A/S. Apple, the Apple logo, iPhone, iPad and iPod touch are trademarks of Apple Inc., registered in the US and other countries. Android is a trademark of Google LLC. The Bluetooth word mark and logos are registered trademarks owned by Bluetooth SIG, Inc.



**Absolute Hearing Solutions LLC**  
[absolutehearing@att.net](mailto:absolutehearing@att.net)

750 Cross Pointe Road Suite F  
 Gahanna, Ohio 43230

Phone: 614-452-4280  
 Toll Free: 888-803-2159  
 Fax: 614-577-0481

[www.absolutehearingsolutions.com](http://www.absolutehearingsolutions.com)

401163011US CA VA-20.03-Rev.D

Manufacturer according to FDA:  
 GN ReSound North America  
 8001 E Bloomington Freeway  
 Bloomington, MN 55420  
 USA  
 1-888-735-4327  
[resound.com](http://resound.com)

Manufacturer according to FDA:  
 ReSound Government Services  
 8001 E Bloomington Freeway  
 Bloomington, MN 55420  
 USA  
 1-800-392-9932  
[resound.com/veterans](http://resound.com/veterans)

Manufacturer according to Health Canada:  
 ReSound Canada  
 2 East Beaver Creek Road, Building 3  
 Richmond Hill, ON L4B 2N3  
 Canada  
 1-888-737-6863  
[resound.com](http://resound.com)

# Technical specifications

		LP		MP			
		IEC 60118-0:1983_AMD1:1994 IEC 60118-0:2015 IEC 711 Ear Simulator	ANSI S3.22-2014 IEC 60118-0:2015 JIS C 5512: 2015 2cc coupler	IEC 60118-0:1983_AMD1:1994 IEC 60118-0:2015 IEC 711 Ear Simulator	ANSI S3.22-2014 IEC 60118-0:2015 JIS C 5512: 2015 2cc coupler		
Reference test gain (60 dB SPL input)	1600 Hz/HFA	34	32	39	37	dB	
Full-on gain (50 dB SPL input)	Max. 1600 Hz/HFA	49 44	40 37	59 50	50 45	dB	
Maximum output (90 dB SPL input)	Max. 1600 Hz/HFA	124 116	114 109	128 120	118 114	dB SPL	
Total harmonic distortion	500 Hz	0.4	0.3	0.4	0.3	%	
	800 Hz	0.5	0.4	0.7	0.4		
	1600 Hz	0.5	0.5	0.6	0.5		
	3200 Hz	-	0.2	-	0.3		
Telecoil sensitivity (1 mA/m input)*	Max.	-	-	90	79	dB SPL	
HFA - SPLIV @ 31.6 mA/m (ANSI)	HFA	-	-	103	98		
Full-on telecoil sensitivity @ 1mA/m	1600 Hz/HFA	-	-	82	76		
Equivalent input noise, w/o noise reduction		22	22	25	23	dB SPL	
1/3 Octave Equivalent input noise, w/o noise reduction	1600 Hz	11	10	10	10	dB SPL	
Frequency range IEC 60118-0: 2015		100-9570**	100-9150	100-9510**	100-8770	Hz	
Current Drain (Quiescent/Operating)		1.19/1.21	1.19/1.31	1.17/1.19	1.17/1.31	mA	

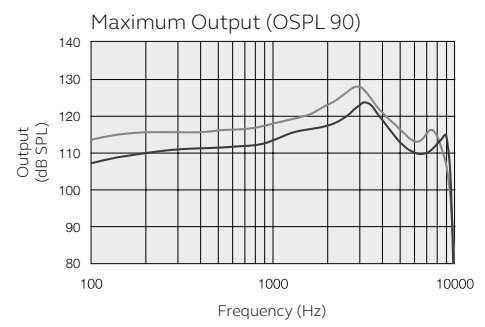
Data compliant with IEC60118-0 Edition 3.0 2015-06, IEC60118-7 and ANSI S3.22-2009, supply Voltage 1.3V.

\*Telecoil is only optional for the RE9ITC-DWT-MP, RE7ITC-DWT-MP, RESITC-DWT-MP.  
\*\*Measured according to IEC60118-0:2015, with 711 Ear Simulator coupler.

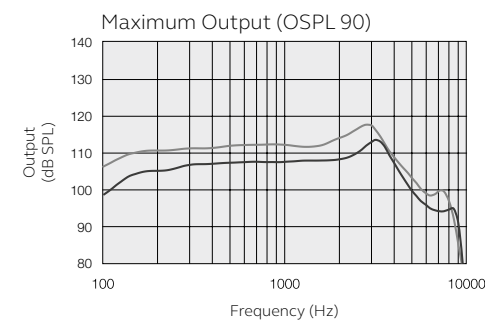
Patents pending

All specifications are subject to change without notice

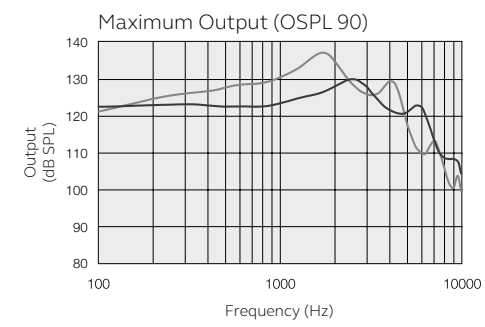
IEC 60118-0: 1983\_AMD1:1994  
IEC 711 Ear Simulator



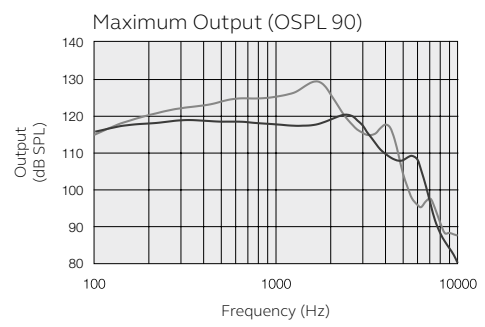
ANSI S3.22-2014  
IEC 60118-0:2015  
JIS C 5512: 2015  
2cc coupler



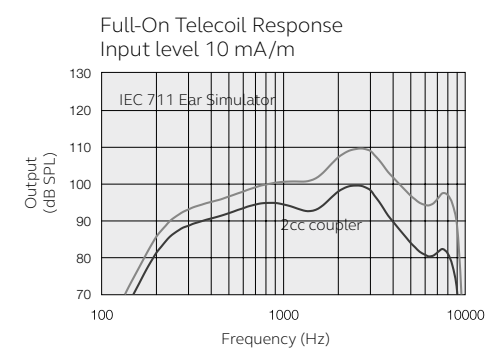
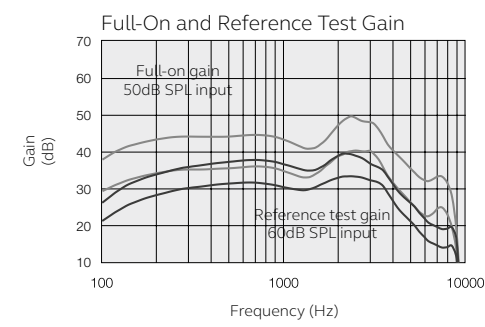
IEC 60118-0: 1983\_AMD1:1994  
IEC 711 Ear Simulator



ANSI S3.22-2014  
IEC 60118-0:2015  
JIS C 5512: 2015  
2cc coupler



■ LP  
■ MP



Patents pending

All specifications are subject to change without notice

# Technical specifications

		HP		UP			
		IEC 60118-0:1983_AMD1:1994 IEC 60118-0:2015 IEC 711 Ear Simulator	ANSI S3.22-2014 IEC 60118-0:2015 JIS C 5512: 2015 2cc coupler	IEC 60118-0:1983_AMD1:1994 IEC 60118-0:2015 IEC 711 Ear Simulator	ANSI S3.22-2014 IEC 60118-0:2015 JIS C 5512: 2015 2cc coupler		
Reference test gain (60 dB SPL input)	1600 Hz/HFA	47	42	60	47	dB	
Full-on gain (50 dB SPL input)	Max. 1600 Hz/HFA	69 58	60 53	78 70	70 62	dB	
Maximum output (90 dB SPL input)	Max. 1600 Hz/HFA	130 126	120 119	137 137	129 124	dB SPL	
Total harmonic distortion	500 Hz	0.8	0.5	0.4	0.4	%	
	800 Hz	1.9	0.8	1.0	0.5		
	1600 Hz	0.8	0.6	0.2	0.1		
	3200 Hz	-	0.2	-	0.1		
Telecoil sensitivity (1 mA/m input)*	Max.	100	91	109	100	dB SPL	
HFA - SPLIV @ 31.6 mA/m (ANSI)	HFA	111	103	119	109		
Full-on telecoil sensitivity @ 1mA/m	1600 Hz/HFA	90	84	103	93		
Equivalent input noise, w/o noise reduction		26	24	20	23	dB SPL	
1/3 Octave Equivalent input noise, w/o noise reduction	1600 Hz	11	11	12	13	dB SPL	
Frequency range IEC 60118-0: 2015		100-7390**	100-6710	100-7390**	100-4810	Hz	
Current Drain (Quiescent/Operating)		1.15/1.18	1.15/1.25	1.17/1.24	1.17/1.21	mA	

Data compliant with IEC60118-0 Edition 3.0 2015-06, IEC60118-7 and ANSI S3.22-2009, supply Voltage 1.3V.

\*Telecoil is only optional for the RE9ITC-DWT-HP, RE7ITC-DWT-HP, RESITC-DWT-HP, RE9ITC-DWT-UP, RE7ITC-DWT-UP, RESITC-DWT-UP.  
\*\*Measured according to IEC60118-0:2015, with 711 Ear Simulator coupler.

Patents pending

All specifications are subject to change without notice

■ HP  
■ UP

