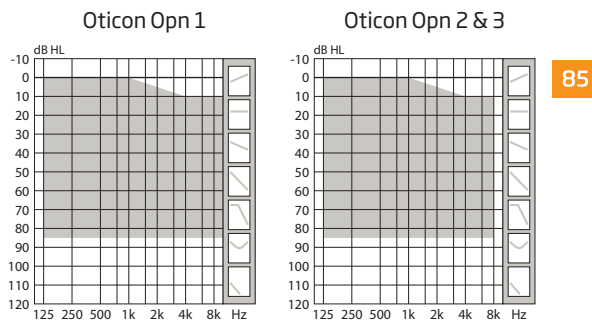


Technical data sheet

OTICON | **Opn**
CIC 85



	Oticon Opn 1	Oticon Opn 2	Oticon Opn 3
Speech Understanding			
OpenSound Navigator™	Level 1	Level 2	Level 3
Max. noise removal	9 dB	5 dB	3 dB
Speech Guard™ LX	Level 1	Level 2	Level 3
Spatial Sound™ LX***	4 estimators (o)	2 estimators (o)	2 estimators (o)
Soft Speech Booster LX	•	•	•
Speech Rescue™ LX	•	•	•
Sound Quality			
Clear Dynamics	•	•	-
Spatial Noise Management***	o	o	-
Fitting Bandwidth*	10 KHz	8 KHz	8 KHz
Processing Channels	64	48	48
Listening Comfort			
Transient Noise Management	4 configurations	On/Off	On/Off
Feedback shield LX	•	•	•
Binaural Coordination****	o	o	o
Personalization & Optimizing Fitting			
YouMatic™ LX	3 configurations	2 configurations	1 configuration
Fitting Bands	16	14	12
Adaptation Management	•	•	•
Oticon Firmware Updater	•	•	•
Fitting Formulas	VAC+, NAL-NL1+2, DSL v5.0	VAC+, NAL-NL1+2, DSL v5.0	VAC+, NAL-NL1+2, DSL v5.0
Acoustic Notifications	•	•	•
Tinnitus SoundSupport™****	o	o	o
Battery life, hours**	60-70	60-70	60-70

* Bandwidth accessible for gain adjustments during fitting

** Battery size 10 - IEC PR70.

Real usage battery life is shown as an estimated interval based on mixed use cases with variable amplification settings and variable input levels.

*** If NFMI is chosen

**** If NFMI and push button is chosen


- Default
- o Optional
- Not included

OpenSound Navigator™ continuously analyzes the environment and attenuates the disturbing noise.

NFMI wireless technology is optional and provides binaural communication

Oticon Opn is built on the Velox™ platform, providing frequency resolution in 64 channels (Opn 1).

Fully programmable with updatable firmware, the Velox platform is ready for the future.



IP68

Call
Absolute Hearing Solutions
For Hearing Aid Deals
614-452-4280
www.absolutehearingsolutions.com

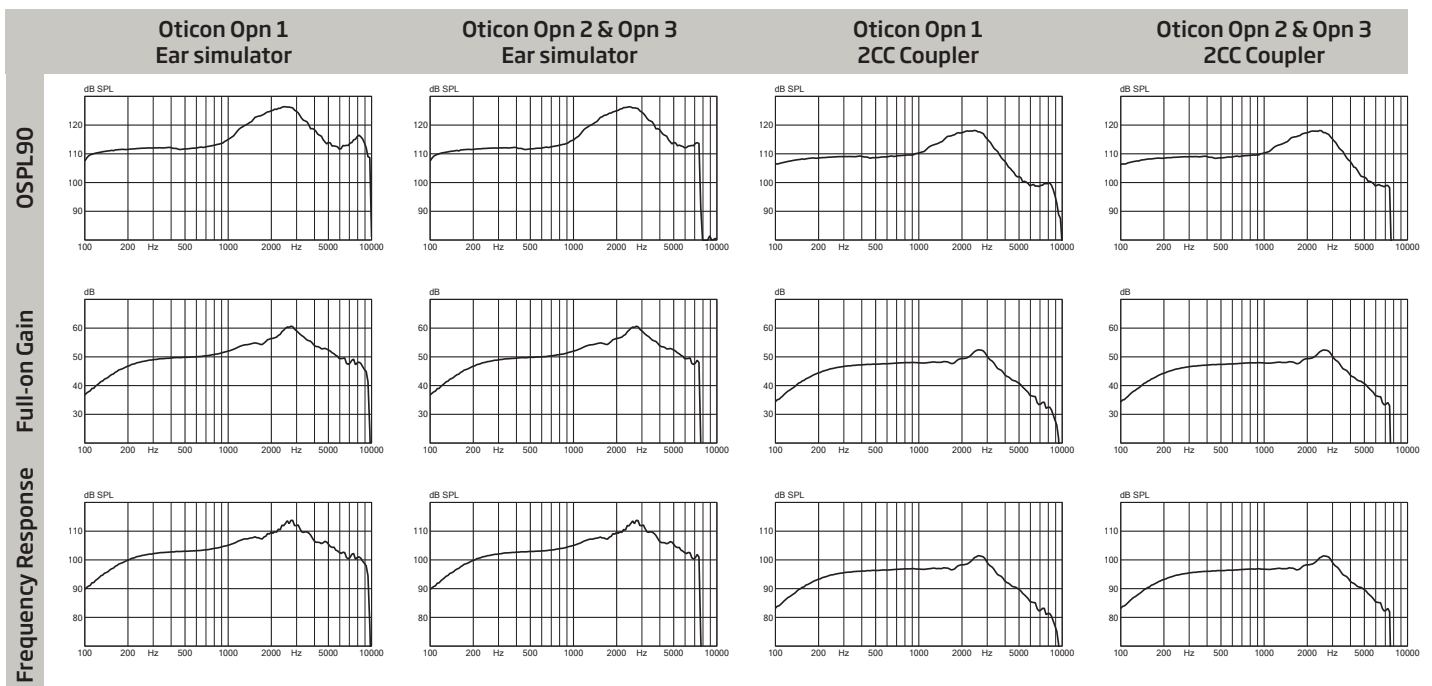
oticon
PEOPLE FIRST

Technical data Measured according to		Ear Simulator IEC 60118-0:1983/AMD1:1994, IEC 60118-0:2015, IEC 60118-1:1995+AMD1:1998 CSV and IEC 60318-4:2010			ZCC Coupler ANSI S3.22-2014, IEC 60118-0:2015 and IEC 60318-5:2006		
Oticon Opn CIC 85		Opn 1	Opn 2	Opn 3	Opn 1	Opn 2	Opn 3
Frequency range Hz		100-9500	100-7500	100-7500	100-9000	100-7500	100-7500
OSPL90	Peak	126 dB SPL			118 dB SPL		
	1600 Hz	123 dB SPL			116 dB SPL		
	HFA-OSPL90	121 dB SPL			115 dB SPL		
Full-on gain*	Peak	61 dB			52 dB		
	1600 Hz	55 dB			48 dB		
	HFA-FOG	56 dB			49 dB		
Reference test gain		48 dB			38 dB		
Telecoil output (1600 Hz)	1 mA/m field	-			-		
	10 mA/m field	-			-		
	SPLITS L/R	-			-		
Total harmonic distortion (Input 70 dB SPL)	500 Hz	2 %			< 2 %		
	800 Hz	3 %			< 2 %		
	1600 Hz	4 %			2 %		
Equivalent input noise level		20 dB SPL			17 dB SPL		
Battery consumption**	Typical	1.1 mA			1.3 mA		
	Quiescent	1.0 mA			1.0 mA		
Battery life, calculated, hours***		90			80		
IRIL (IEC 60118-13:2016)		700/1400/2000 MHz: 19/11/26 dB SPL					

* Measured with the gain control of the hearing aid set to its full-on position minus 20 dB and with an input SPL of 70 dB. This is to obtain a gain response equal to the full-on gain response from e.g. IEC 60118-0+A1:1994 but without influence of feedback.

** Battery current is measured according to IEC 60118-0:1983/AMD1:1994 §7.11, IEC 60118-0:2015 §7.7 and ANSI S3.22:2014 §6.13 after a settling time of minimum 3 minutes.

*** Based on the standardised battery consumption measurement (IEC 60118-0:1983/AMD1:1994). The actual battery life depends on battery quality, use pattern, active feature set, hearing loss and sound environment.



Technical information: Omnidirectional mode is used unless otherwise stated.

Operating conditions

Temperature: +1°C to +40°C

Relative humidity:

5% to 93%, non-condensing

Storage and transportation conditions

Temperature and humidity should not exceed the following limits for extended periods during transportation and storage.

Temperature: -25°C to +60°C

Relative humidity: 5% to 93%, non-condensing